

Diet of the yellow mongoose
(*Cynictis penicillata*) in the Albany Thicket
Biome of South Africa

By

Mfundo Bizani

A dissertation submitted in fulfilment of the requirements for the
degree of **MASTER OF SCIENCE (ZOOLOGY)**
in the Faculty of Science and Agriculture
at the University of Fort Hare

2014

Supervisor: Prof. Emmanuel Do Linh San

Co-supervisor: Ms Zimkitha Madikiza

DECLARATION

I **Mfundo Bizani**, student number **200705625** declare that this dissertation titled “**Diet of the yellow mongoose (*Cynictis penicillata*) in the Albany Thicket Biome of South Africa**” submitted for the award of the Master of Science degree in Zoology at the University of Fort Hare, is my own work that has never been submitted for any other degree at this university or any other university.

Signature:

I **Mfundo Bizani**, student number **200705625** hereby declare that I am fully aware of the University of Fort Hare policy on plagiarism and I have taken every precaution on complying with the regulations.

Signature:

I **Mfundo Bizani**, student number **200705625** hereby declare that I am fully aware of the University of Fort Hare policy on research ethics and have taken every precaution to comply with the regulations. The research conducted in this dissertation was approved by the University Ethics committee on 31 May 2013 and is covered by the ethical clearance certificate # SAN04 1SBIZ02.

Signature:

SUPERVISOR'S FOREWORD

The results of this Master's dissertation are essentially based on the laboratory analysis of over 1,100 yellow mongoose scats (faeces) collected over a seven-year period at the Great Fish River Reserve, Eastern Cape, South Africa. Although about 80% of the samples were collected by myself between 2005 and 2009, the MSc candidate, Mr Mfundo Bizani, learned where to find, and how to identify, yellow mongoose scats in the field. He collected the remaining samples during the period 2011 to 2012, and assessed food availability by seasonally sampling small mammals and arthropods at three different sites in the reserve. This, together with the laboratory analysis of all the scats, therefore constitutes a more than satisfactory effort for a Master's level research project.

ACKNOWLEDGEMENTS

In completion of this Dissertation, I would like to acknowledge my supervisor Prof. Emmanuel Do Linh San for having faith in me and in giving me guidance throughout the period of this study, as well as my co-supervisor Ms Zimkitha Madikiza for support and guidance throughout the academic years. I would like to send my deepest gratitude to the Eastern Cape Parks board for granting me authorisation to carry out research in the Great Fish River Reserve, as well as Andries Vosloo Kudu Nature Reserve manager, Mr. Brad Fike, and his staff for making our stay in the reserve as pleasant as possible.

I would really like to thank the following people for their support, assistance and constructive criticisms: Akhona Mbatyoti, Zimkhitha Gebe, Siviwe Lamani, Vusumzi Martins, Thembisa Matholengwe and Samkelisiwe Sidi. Guys you have helped me through a lot and I wish that our creator keep us together like this in every step of the way and even where we are going in the future.

I also would like to also to acknowledge the Govan Mbeki Research and Development Centre at the University of Fort Hare (GMRDC) as well as the National Research Foundation (NRF): without their financial support, I would not have been able to conduct and complete this research work. I also would like to thank the University of Fort Hare's Zoology and Entomology department for hosting me and providing research materials. Last but not least, I am grateful to the Bizani family for giving me support in good and bad times, as well as the courage to be able to complete this study.

ABSTRACT

The dietary habits of the yellow mongoose *Cynictis penicillata* were studied in the Albany Thicket Biome of South Africa (Great Fish River Reserve, Eastern Cape). The diet was investigated through the analysis of 1,056 scats that were sampled over a period of 7 years (2005–2009 and 2011–2012) mainly in three similar sites (Kelarny, Grasslands and Junction 10) that were used by at least three families or groups of yellow mongooses. Scats were collected near latrine sites, labelled and stored in a freezer. In the laboratory, scats were oven-dried for a period of 24 hours at 50 °C. Diet was determined by identifying undigested food remains in the scats. Hair samples were examined under the compound microscope to identify which mammals were ingested. In the field, both arthropod and small mammal abundance were determined in order to evaluate whether yellow mongooses are opportunistic or specialist feeders. Furthermore, inter-annual (2006–2008) and inter-group/inter-site variations in the diet were assessed. Based on faecal analysis, arthropods were the principal prey, while small mammals acted as supplementary food item. Other food categories like vegetation, reptiles and birds were only ingested or preyed upon infrequently. Intermediate dietary diversity, and low standardised diet breadth indices were obtained for all seasons, as well as for the whole sampling period. The diet overlaps calculated for pairs of seasons were very high and did not differ substantially. However, the diet of the yellow mongoose varied seasonally, yearly and between groups (sites), mostly due to variations in arthropod and small mammal consumption. Food availability displayed an increase in biomass of both small mammals and arthropods in summer and autumn. Results obtained in this study could suggest that the yellow mongoose at the GFRR is insectivorous by preferring to feed on insects (and arthropods in general) when both insects and rodents are abundant. However the fact that its diet varies both seasonally, yearly and locally, as well as the presence of remains of other food categories in the scats, indicates that this species is rather an opportunistic, generalist feeder than an insect specialist.

Key words: arthropods, *Cynictis penicillata*, diet, diet overlap, diversity index, food availability, insects, niche breadth, opportunistic feeder, rodents, small mammals, yellow mongoose.

TABLE OF CONTENTS

Declaration.....	ii
Supervisor’s foreword.....	iii
Acknowledgements.....	iv
Abstract.....	v
Chapter 1: Background information on the yellow mongoose.....	1
1.1 Taxonomy.....	1
1.2 Description.....	1
1.3 Distribution.....	1
1.4 Reproduction and predators.....	2
1.5 Social organization and cohabitation with other species.....	4
1.6 Activity and ranging behaviour.....	4
Chapter 2: Study area.....	5
2.1 The Great Fish River Reserve.....	5
2.2 Vegetation.....	6
2.3 Climate.....	6
2.4 Geology.....	8
2.3 Other small carnivores present at the Great Fish River Reserve.....	8
Chapter 3: Diet of the yellow mongoose.....	9
3.1 Introduction.....	9
3.2 Aim, objectives and predictions.....	11
3.3 Materials and methods.....	12
3.3.1 Scat collection.....	12
3.3.2 Scat analysis.....	13
3.3.3 Expression of results.....	14
3.3.4 Food availability (small mammal and arthropod sampling).....	15
3.4 Results.....	17
3.4.1 Overall diet and seasonal variations in the diet of the yellow mongoose.....	17
3.4.2 Food availability: small mammals and arthropods.....	23
3.4.3 Inter-annual variations in the diet of the yellow mongoose.....	26
3.4.4 Inter-group variations in the diet of the yellow mongoose.....	32
3.5 Discussion.....	38
3.5.1 Overall diet of the yellow mongoose and comparison with previous studies.....	38
3.5.2 Food availability and seasonal variations in the diet of the yellow mongoose.....	41
3.5.3 Inter-annual variations in the diet of the yellow mongoose.....	42
3.5.4 Inter-group variations in the diet of the yellow mongoose.....	43
3.5.5 Diet and sociality in the yellow mongoose.....	44
3.6 Conclusion.....	45
References.....	47
Appendices.....	54

Chapter 1

Background information on the yellow mongoose

1.1 Taxonomy

The yellow mongoose (*Cynictis penicillata*) is a small carnivore that belongs to the family Herpestidae and to the subfamily Herpestinae (Skinner & Chimimba, 2005; Gilchrist *et al.*, 2009), although it was previously classified under the subfamily Mungotinae (Corbet & Hill, 1986). The genus *Cynictis* is monospecific (Skinner & Chimimba, 2005), but several subspecies have been identified, namely *C. p. bradfieldi*, *C. p. coombsii*, *C. p. natalensis* and *C. p. penicillata* (Skinner & Chimimba, 2005). The latter subspecies possesses the largest distribution range.

1.2 Description

The coat colour varies geographically from tawny to greyish-yellow within the different regions (Taylor, 2013; Fig. 1). The sexual dimorphism among this species is almost absent (Gilchrist *et al.*, 2009). The body measurements of both males (mass: 478–797 g; length: 41.2–58.2 cm) and females (mass: 440–797 g; length: 44.7–58.0 cm) are similar (Taylor & Meester, 1993). Individuals have a long, white-tipped tail. Their forefeet possess five digits, while the hind feet only have four. The ears are large and are about 30 mm long (Skinner & Chimimba, 2005).

1.3 Distribution

The yellow mongoose is endemic to the Southern African region, including South Africa, Botswana and Namibia (Taylor, 2013). Limited records from extreme south west Angola, next to the Namibia border, and west Zimbabwe have been reported (see Fig. 2). The species has not been recorded in Lesotho over the past 20 years (N. Avenant, pers. comm.), and it is absent in Swaziland and Mozambique (Taylor, 2013). In South Africa its distribution range includes several provinces: Limpopo, Gauteng, North West, Mpumalanga, KwaZulu–Natal,

Free State, Northern Cape and Eastern Cape (Skinner & Chimimba, 2005). Although this species has a large habitat tolerance (Mills & Hes, 1997), it prefers to occupy open and low vegetation habitats, semi-arid areas, short Grasslands and cultivated croplands (Du Toit, 1980; Mills & Hes, 1997). It is generally not found in woodlands, mountains, thick bushes and deserts (Gilchrist *et al.*, 2009).



Figure 1: Yellow mongoose (*Cynictis penicillata*) searching for food in the Albany Thicket Biome.

1.4 Reproduction and predators

Yellow mongooses are seasonal breeders, with two oestrus cycles (dioestrous) per breeding season (Earlé, 1981; Skinner & Chimimba, 2005). The female's gravid period varies from 60–62 days, while litter size ranges from 2–5 pups (Rasa *et al.*, 1992; Mills & Hes, 1997). The offspring are usually born from August extending up to March (Balmforth, 2004; Skinner & Chimimba, 2005). Hence, females produce two litters every year within a period of 3–7 months. The young are weaned on the eighth week after their birth, even though they may

occasionally suckle when aged 4–5 months (Rasa *et al.*, 1992). The pups are nutritionally independent at about 16–18 weeks and start learning foraging behaviours from adults when they are about 2 months old (Rasa *et al.*, 1992). Yellow mongooses can be predated by larger carnivores, especially black-backed jackals (*Canis mesomelas*), and birds of prey, mostly pale chanting-goshawks (*Melierax canorus*) (Skinner & Chimimba, 2005). In addition, large snakes and water monitor lizards (*Varanus* spp.) would prey on young yellow mongooses (Taylor 2013).



Figure 2: Distribution of the *Cynictis penicillata* in Southern Africa (from <http://maps.iucnredlist.org>).

1.5 Social organization and cohabitation with other species

Yellow mongooses are solitary foraging animals (le Roux *et al.*, 2008). However, they spend the night in burrows with groups of about 3–13 individuals, and related females can sometimes cooperate in raising young (Balmforth, 2004; Gilchrist *et al.*, 2009). The dens usually have several entrances and are generally dug by yellow mongooses themselves on rising soils, with some vegetation surrounding the dens (Estes, 1991). Initially it was thought that each group member performs territorial markings (Skinner & Chimimba, 2005) by scent marking and depositing faeces on border latrines (Earlé, 1981). However, studies conducted by le Roux *et al.* (2008) suggested that only alpha males perform scent marking on borders, while subordinates mark only near the cores. Both meerkats (*Suricata suricatta*) and Cape ground squirrels (*Xerus inauris*) have been recorded to be sharing the burrows with the yellow mongoose (Waterman & Roth, 2007; Do Linh San & Somers, 2006).

1.6 Activity and ranging behaviour

Yellow mongooses are essentially active during the day (diurnal period of activity), although cases of vespertine and even nocturnal activity have been reported (Lynch, 1983; Cavallini 1993a; Mbatyoti, 2012). Their home range has been reported to vary between 0.11 km² to 0.33 km² in size (le Roux, 2007). However, more recent studies indicated that home-range sizes could be larger. For example, in a study conducted by Mbatyoti (2012), average home-range size varied between 0.55 km² and 0.65 km². No home-range overlap has been recorded between females of different groups (Cavallini, 1993b), whereas males have much larger home ranges that enclose the home ranges of two or several females, and overlap with males of other groups (Cavallini, 1993b).

Chapter 2

Study area

2.1 The Great Fish River Reserve

The current study was conducted in the Great Fish River Reserve (GFRR; Fig. 2). This conservation area is located between Grahamstown and Fort Beaufort in the Eastern Cape province of South Africa. The total area occupied by the reserve is approximately 445 km², and it is situated between 32° 55' S, 26° 37' E and 33° 08' S, 26° 58' E (Fabricius *et al.*, 2002). The reserve complex is bisected by the Great Fish River and comprises of the Andries Vosloo Kudu Nature Reserve (AVKNR), the Sam Knott Nature Reserve (SKNR) and the Double Drift Game Reserve (DDGR) (Fig. 3).

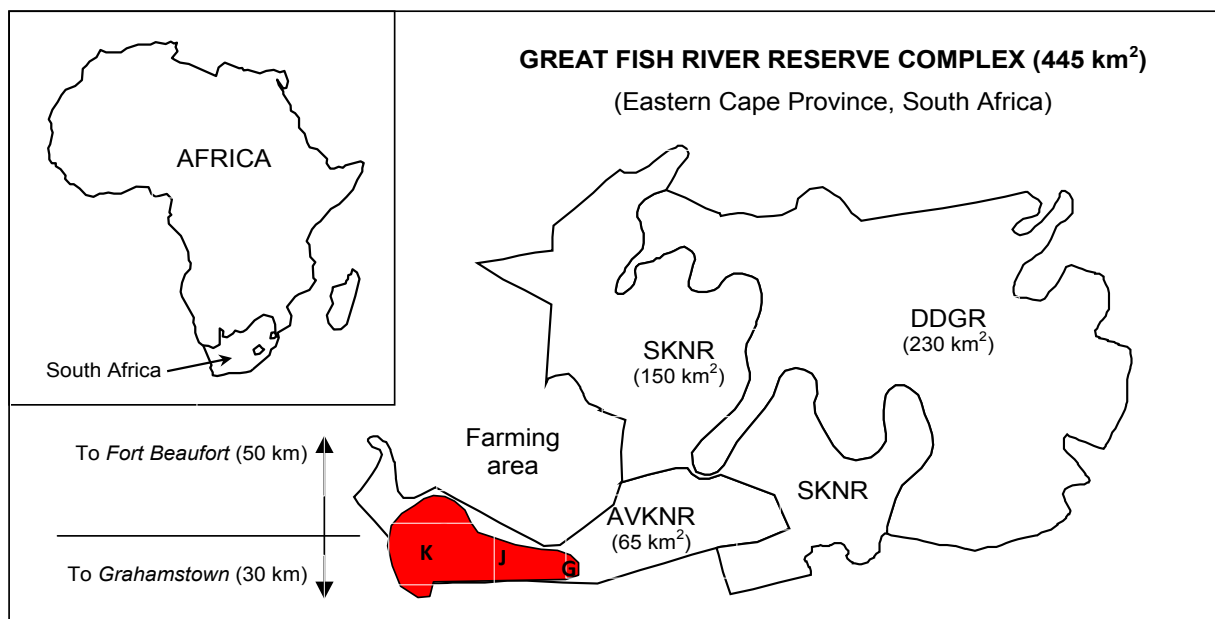


Figure 3: Map showing the Great Fish River Reserve (GFRR) in South Africa. The sampling area is indicated in red. AVKNR: Andries Vosloo Kudu Nature Reserve; SKNR: Sam Knott Nature Reserve; DDGR: Double Drift Game Reserve; G: “Grasslands” sampling site; J: “Junction 10” sampling site; K: “Kelarny” sampling site (adapted from Do Linh San *et al.*, 2009).

2.2 Vegetation

The GFRR falls within the Albany Thicket Biome and the Great Fish Thicket is the dominant vegetation type (Hoare *et al.*, 2006). Originally it was classified as Valley Bushveld vegetation (Acocks, 1988), but was later on reclassified as Xeric Succulent Thicket (La Cock *et al.*, 1990). The dominant plants in the Albany Thicket Biome are evergreen sclerophyllous shrubs, semi-succulents of karroid affinity and thorny shrubs averaging 2 m in tallness. The AVKNR, which is the actual core area of the study, has 13 plant communities (Palmer, 1981). These plant communities include the “Bushclump Karroid” Thicket (BKT), characterised mostly by *Rhus* spp. and *Scutia myrtina* bushclumps, covered by a karroid herbaceous layer (Fig. 4a). Most of the scats analysed in this study were collected from the BKT habitat type (“Grasslands”, “Junction 10” and “Kelarny B” sampling sites). The remaining scats were collected from a “Short *Euphorbia* Thicket” vegetation site which is mainly composed of short growing *Euphorbia bothae* plants (“Kelarny A”; Fig. 4b) (Palmer, 1981; Birch, 2000). The straight-line distance between Grasslands and Junction 10 and Kelarny is 3.1 km and 6.8 km, respectively, whereas Junction 10 is located 3.8 km away from Kelarny (see Fig. 3 for some rough indication on the geographic location of the sampling sites).

2.3 Climate

The area is generally described as semi-arid or as a steppe climate (Trollope *et al.*, 2006). Variations in elevation throughout the nature reserve provides for a relatively wide range of climatic conditions (both rainfall and temperature) (Trollope *et al.*, 2006). The nature reserve can have both hot, semi-arid, lowland areas and cool, wetter conditions at the higher elevations. Slopes result in further climatic differences; southern slopes experience cooler and moister conditions, whereas northern facing slopes are characteristically warmer and drier (Birch, 2000; Trollope *et al.*, 2006). Mean annual rainfall is 434 mm in areas below 300 m, and 618 mm in areas above 300 m. Precipitations are higher from October to April, with peaks in October–November and February–March. Primary productivity is therefore expected to be higher in summer and autumn. Winters are relatively dry (Evans *et al.*, 1997).



Figure 4: Showing the two main habitat types where yellow mongoose burrows are found and most of the scats were collected: a) “Bushclump Karroid Thicket” b) “Short *Euphorbia* Thicket”.

2.4 Geology

The geology of the area can be described as predominantly grey/red mudstone and sandstone of the Middleton formation (Adelaide Subgroup: Karoo Super Group), with sandstone dominating the formation (Johnson & Keyser, 1976). Steep slopes are common due to the large range in elevation from 170 m at the banks of the Great Fish River to 800 m at the ridges. The landscape consists of steep river valleys with inter-basin ridges. The river valleys contain the nutrient-rich mudstones, which are extremely susceptible to erosion, while the more resistant sandstones occur on the inter-basin ridges. Clayey, dystrophic soils occur throughout the reserve and surrounding area, except close to the river where alluvial silt is deposited. Fertility is generally good, but soils in the western sectors of the reserve are underlined by shale banks, and are inclined to be thin and easily eroded.

2.5 Other small carnivores present at the Great Fish River Reserve

Other small carnivores present in this area are meerkat, Cape grey mongoose (*Galerella pulverulenta*), water mongoose (*Atilax paludinosus*), South African small-spotted genet (*Genetta genetta*), South African large-spotted genet (*Genetta tigrina*), zorilla (*Ictonyx striatus*), striped weasel (*Poecilogale albinucha*), and possibly large grey mongoose (*Herpestes ichneumon*).

Chapter 3

Diet of the yellow mongoose

3.1 Introduction

Carnivores play a crucial role in the healthy functioning of ecosystems. Through predation they have an effect on all aspects of the ecosystem, mainly on the alteration and transfer of energy. They also assist in transferring what they do not need for their own energy requirement to scavengers, detritivores and microorganisms (Smithers, 1983). The knowledge of the diet of carnivores within an ecosystem is crucial to understand in detail their prey spectrum and how they compete for food, both intra-specifically and with other carnivore species. Carnivores tend to have different diets as a result of associated differences in factors such as home-range size, presence and absence of territoriality, and sociality (Mills, 1991). For example, in the European badger (*Meles meles*) food distribution has been suggested to be the main factor affecting the size of territories and the number of animals living within a territory (Kruuk & Parish, 1981). Understanding feeding behaviour in mammalian carnivores also assists in understanding other aspects such as activities and social behaviour (Feldhamer *et al.*, 2004).

Quite a number of studies have been conducted on the diet and/or feeding behaviour of several carnivore species, and there are large differences in the spectrum of prey species which carnivores feed on. For example, some carnivores such as the cheetah (*Acinonyx jubatus*) take a wide variety of animal prey species, ranging from insects to animals as big as their own size (Marker *et al.*, 1996). Carnivores such as the bat-eared fox (*Otocyon megalotis*) are more specialized and feed mainly on insects (Stuart *et al.*, 2003), whilst others such as the small Indian mongoose (*Herpestes auropunctatus*) are omnivorous, feeding on both animals and plants (Cavallini & Serafini, 1995). Nonetheless, more studies still need to be conducted on the diet of other carnivore species, especially small carnivores (Do Linh San & Somers, 2013).

Relatively few studies have been conducted on the diet of the yellow mongoose through scat analysis. For example, Avenant & Nel (1992) compared the diet of the yellow mongoose in two different areas: the Karoo and West Coast Strandveld ecosystems. They found that insects

were the main prey source in both areas, but rodents and reptiles also served as an important food source at the coastal site. In other studies, the feeding habits of the yellow mongoose have been compared to that of other small carnivore species. Cavallini & Nel (1995) compared the ecology of *Cynictis penicillata* to that of *Galerella pulverulenta*. Their study showed that the more social, group-living yellow mongoose fed mostly on insects and the less social Cape grey mongoose fed mostly on rodents. Avenant & Nel (1997) conducted a similar study in the Postberg Nature Reserve. They compared the diet of the yellow mongoose to that of three syntopic carnivores, *i.e.* *Caracal caracal*, *Atilax paludinosus*, and *Galerella pulverulenta*. Their findings also reflected that the yellow mongoose is predominantly insectivorous and less dependent on rodents as compared to the other three species (Avenant & Nel, 1997). Nel & Kok (1999) compared the diet of the yellow mongoose to that of the meerkat and bat-eared fox through stomach content analysis in different study areas (*i.e.* Free State and Northern Cape). Results from their study showed temporal variations in the diet of the yellow mongoose, both qualitatively and quantitatively. In both study sites, all three species were mostly insectivorous, but the authors noted that although yellow mongooses and meerkats possess a suitable dentition, that of the bat-eared fox is more adapted for an omnivorous feeding.

Out of all the mentioned studies where faecal analyses were carried out, very few scats had been analysed (less than 500 scats), and the study periods were relatively short. The short time frame and the relatively low number of scats analysed might not provide a good representation of the diet of the yellow mongoose. Since Nel & Kok (1999) suggested that diet might change from year to year, it would be necessary to examine diet over a longer period of time. Studies have clearly shown that the diet of the yellow mongoose is not necessarily the same in different areas (Avenant & Nel, 1992; Nel & Kok, 1999). However there are no studies that have compared the diet of different groups of yellow mongooses within the same area. Different groups could occupy sites with different soil types and vegetation, which would support different types of resources, both qualitatively and quantitatively. When habitat characteristics are the same, but climatic conditions differ, prey availability could also diverge and therefore influence diet. Finally, there could simply be inter-individual, “cultural”, and therefore inter-group diet variations. In some studies, mongooses were poorly described in terms of what they feed on and even the groups they belonged to. Initially mongooses have been categorised as omnivorous carnivores (Hinton & Dunn, 1967). This is not the case for all mongoose species (*e.g.* meerkat, dwarf mongoose

Helogale parvula and banded mongoose *Mungos mungo*: Rood, 1975; Lynch, 1980; Hiscocks & Perrin, 1991) and new data confirm that even the yellow mongoose is not an obligate omnivore or generalist (Cavallini, 1993a; Nel & Kok, 1999). These uncertainties highlight the importance of conducting more detailed studies on the dietary habits of mongoose species, notably of the yellow mongoose for which no information has been collected so far in the Albany Thicket Biome of South Africa.

3.2 Aim, objectives and predictions

The aim of this study was to investigate the diet of the yellow mongoose over a relatively long time scale in the Great Fish River Reserve (GFRR). In more details, this research work had the following objectives: a) to determine the overall diet of the yellow mongoose in the study area, b) to assess whether the diet of the species is correlated to the food availability of the main preys (*i.e.* terrestrial arthropods and small mammals, as inferred from studies mentioned above), and c) to assess potential diet variations between years (inter-annual) and between groups (inter-group) of mongooses or sampling sites (inter-site).

The predictions for this study were:

1. Due to the fact that yellow mongooses mostly dwell in open habitats where insects are most abundant in semi-arid areas (Cavallini & Nel, 1995), it is expected that they will feed predominantly on insects (and more generally on arthropods) in the Great Fish River reserve as well.
2. The diet of the yellow mongoose in GFRR will be mostly dominated by insects (arthropods) in summer and autumn rather than during the rest of the year, since these correspond to the seasons with the higher abundance of arthropods in this study area (Fig. 5; Do Linh San *et al.*, unpublished data).
3. If yellow mongooses show a preference for insects (arthropods) over small mammals, then they should primarily feed on insects (arthropods) when both prey categories are abundant.
4. If the yellow mongoose is a specialist feeder (in this case insectivorous), then the main prey type will be consumed in similar proportions throughout the year, irrespective of variations in

the availability of the main prey. Otherwise, if alternative preys are eaten when the main prey is not abundant, then this small carnivore species can be regarded as an opportunistic, generalist feeder.

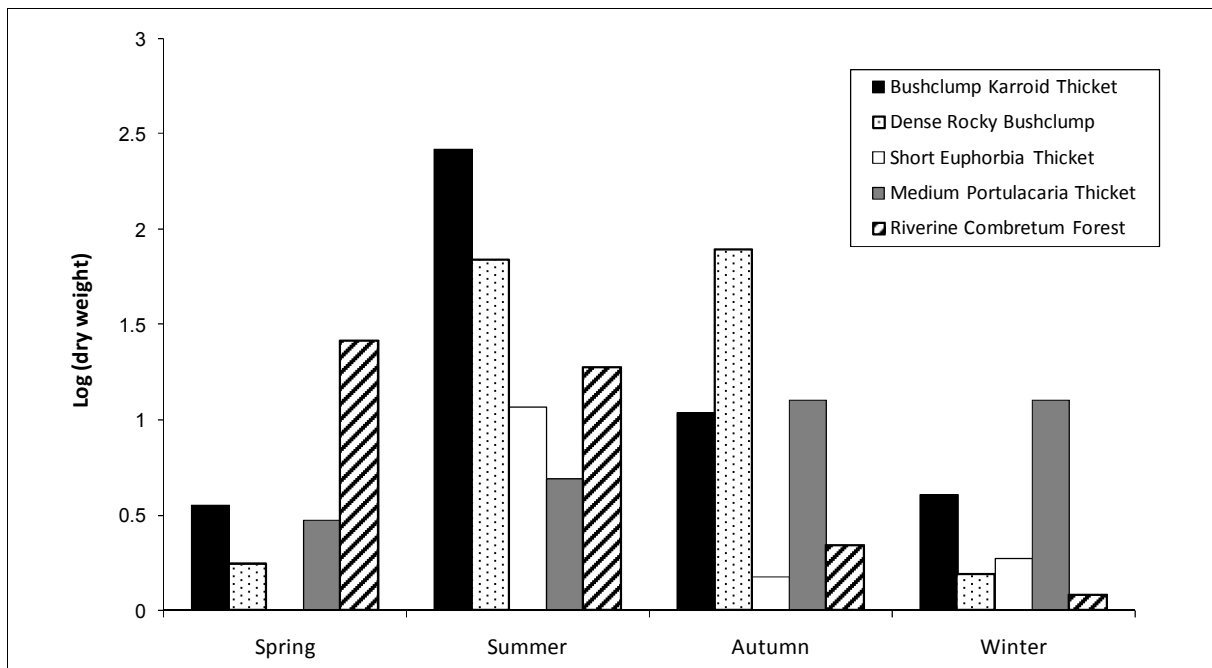


Figure 5: Seasonal abundance of terrestrial arthropods in five habitat types of GFRR assessed through the log of the total dry weight (g) of individuals collected in four plots of 6 pitfall traps per habitat type (Do Linh San *et al.*, unpublished data).

3.3 Materials and methods

3.3.1 Scat collection

A total of 1,056 scats (faeces) of yellow mongooses were sampled in GFRR over a period of 7 years in three similar sites (Kelarny, Grasslands and Junction 10) that were used by three families or groups of yellow mongooses. Scats were collected at latrines near burrows (Fig. 6a), and next to bushes. Generally 80–90% of all fresh scats (<14 days old) present at a latrine were sampled. The collection and field identification of the scats during the initial period (2005–2009) was done by E. Do Linh San, while I collected additional scats in 2011 and 2012 at the same sites and burrows. Identification of scats was based on characteristics such as

those of defecation sites (latrines near burrows), scat morphology and size, and odour. Collected scats were categorised into summer (December to February), autumn (March to May), winter (June to August) and spring (September to November). Depending on whether the burrows were still used by the mongooses, no scats could be collected at some burrows between 2011 and 2012. Yellow mongooses indeed change burrows from time to time (Skinner & Chimimba, 2005) or get killed by predators. Collected scats were then put in Ziploc bags and labelled according to date and location, and then stored in the freezer for further analysis.

3.3.2 Scat analysis

The scats were removed from the freezer and put into Petri dishes for thawing. They were then dried in an oven (Labcon Growth Chamber, Model “L.T.G.C.”; Fig. 6b) at a temperature of 50 °C for 24 hours. After drying, all the materials that did not form part of the diet of the yellow mongoose (*e.g.* small stones that adhered to fresh scats) were removed and the scats were weighed using a digital balance (Sartorius, Model “Excellence”; Fig. 6c).

Each dried scat was then, teased apart using tweezers and spread over a grid of 10 × 10 cm in order to estimate the proportion of each prey category. A dissecting microscope (Lasec, Model “Bestscope BS-3040”; Fig. 6d) was used to determine the food items that were not easy to identify with a naked eye.

Hair samples (10 hairs) were taken from scats that contained hair for further identification. They were subsequently cleaned by soaking them in ethanol for at least 2 minutes. The hairs were then removed from the ethanol and rinsed with distilled water, and placed in Petri dishes to air dry. Impressions of hair were made on slides using a 5% solution of gelatine, which was heated to 100 °C. The solution was then cooled down up to 50 °C, and a small quantity was spread evenly on a clean slide. Using forceps, clean strands of hair were then placed on the gelatine film on the slide. The slides were then allowed to air dry for a period of 24 hours; the hair strands were then removed from the slides leaving scale patterns on dry gelatine film, which were then identified under a compound microscope (Lasec, Model “UB202I”). A collection of digital pictures of scale patterns of hairs of small mammals collected on live animals was used as reference.



Figure 6: a) Example of latrine site where the yellow mongoose scats were collected, b) Scats being dried with a Labcon Growth Chamber, Model “L.T.G.C.”, c) Dried scat weighed using a digital balance, d) A dissecting microscope (Lasec, Model “Bestscope BS-3040”) used to identify scat remains, and book used to determine arthropods to ordinal level.

3.3.3 Expression of results

So as to allow comparison with other studies conducted in other regions, the diet of the yellow mongoose was analysed gradually using the following formulae:

1. Percentage occurrence (**PO**), *i.e.* [the number of scats in which a prey item or category occurred/total number of scats] \times 100.
2. Relative percentage occurrence (**RPO**), *i.e.* [the number of occurrences of a prey item or category/total number of occurrences of all categories] \times 100.
3. The mean relative volume (**RV**), expressed as a percentage, of each prey item or category in the scats.

Also, to study similarities or potential variations in yellow mongoose diet from season to season, between different years or between different yellow mongoose groups (or sampling sites), the following broad prey categories were then taken into account: 1) mammals, 2) arthropods, 3) birds, 4) reptiles and 5) vegetation (plant materials and fruit seeds). This classification was chosen because the last three categories could not be identified to order (like arthropods) or species level (like mammals). Seasonal differences in the overall diet and for each food category were tested with Chi-square tests of homogeneity, referring to the absolute occurrences of the diverse food categories. Due to small expected values, categories “birds” and “reptiles” were merged in order to meet the conditions required to perform the tests. These statistical analyses were performed in Excel 2007 (Microsoft Inc.).

As data were not distributed normally (Kolmogorov–Smirnov tests, $p < 0.05$), Kruskal–Wallis tests were used to investigate seasonal, inter-annual and inter-site (inter-group) variations in the number of food categories and items found in scats, as well as in the mean relative volume of dominant items and food categories. Dyadic comparisons were run with Mann–Whitney U tests. These analyses were carried out with the software SPSS 22.0 (SPSS Inc.).

Based on formulas given in Krebs (1999), further comparative analyses were done using RFO for each food category (to be able to compare with other studies), but also with RV expressed as a proportion, in calculating:

- 1) The Shannon–Wiener diversity index (H'), ranging from 0–2.32 for five food categories;
- 2) The evenness measure of representation (J'), ranging from 0–1; and
- 3) Levin’s standardised diet breadth (B_A), ranging from 0–1.

3.3.4 Food availability (small mammal and arthropod sampling)

In order to determine food availability for yellow mongooses, small mammals were trapped using PVC traps (length \times breadth \times height: 29.5 \times 6.5 \times 7.7 cm; Willan, 1979) which were set at the three sites (Kelarny, Junction 10 and Grasslands) where a large majority of the scats were collected. Traps were placed according to a grid of 6 \times 10 stations separated by 20-m intervals (both horizontally and vertically; Fig. 7). However Kelarny was divided into Kelarny A and Kelarny B, each with a grid of 6 \times 5 traps located around two dens belonging to the same yellow mongoose social unit. This was due to the fact these areas, although located

close to each other (400 m), were characterised by different vegetation types: “Short *Euphorbia* Thicket” for Kelarny A and “Bush clump Karroid Thicket” for Kelarny B. Small mammal traps were set for a period of 5 days during each of the four seasons of the year, from August 2011 to April 2012. Traps were opened and set between 08:00 am and 10:00 am every morning, which corresponds to the time at which yellow mongooses start foraging after a sunbathing period (Mbatyoti, 2012). At the end of every trapping day, traps were closed after processing the caught animals to avoid unnecessarily capturing nocturnal species, which would rarely fall prey to yellow mongooses. Trapped small mammals were identified to species level, weighed with a spring balance, sexed, lightly anaesthetised with diethyl-ether and ear-notched for future identification (capture-mark-recapture technique). Number of captures and number of marked individuals were then calculated for each study site using Excel 2007. Goodness-of-fit tests were used to investigate potential seasonal and inter-site variations in the number of captures and in the number of marked individuals. To test for potential differences in small mammal biomass across the three sites and between seasons, the non-parametric Kruskal–Wallis test was used, since data were not normally distributed (Kolmogorov–Smirnov tests, $p < 0.05$).

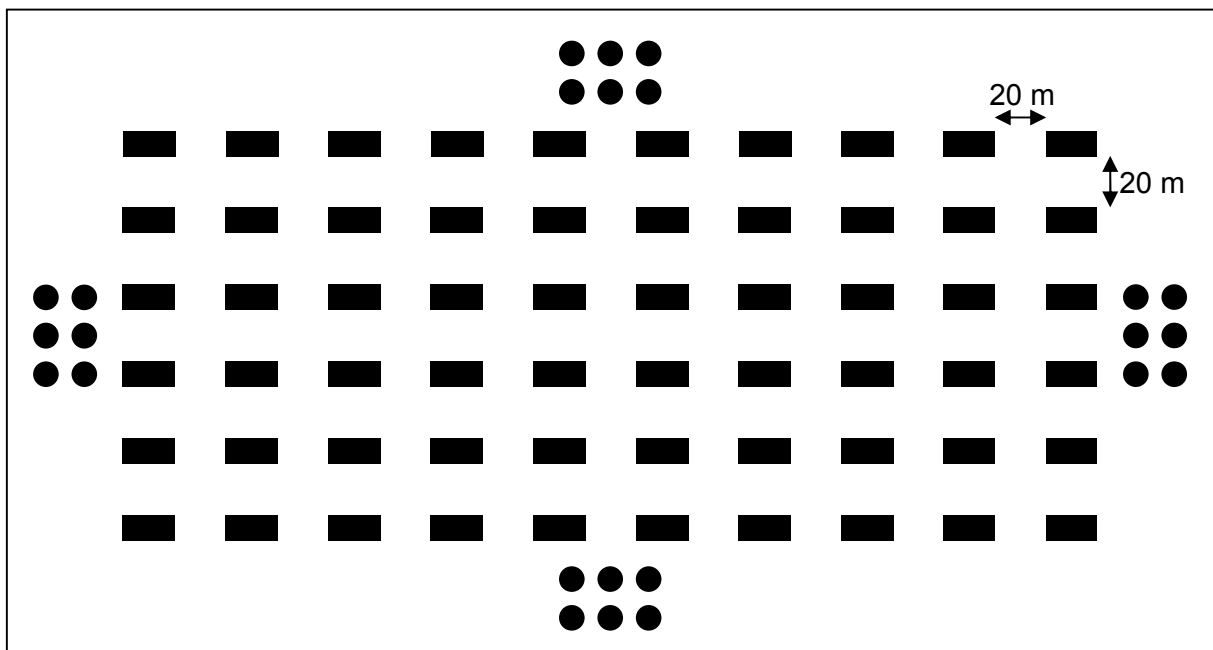


Figure 7: Schematic diagram showing the position of the four plots of 6 pitfall traps around a grid of 60 PVC Willan live traps at the sampling sites.

In addition to the traps for land-dwelling small mammals, four sets of 6 pitfall traps (3×2 grids, with 2-m spacing between traps) were also set at the three sampling sites in order to assess the seasonal availability (*i.e.* biomass) of arthropods over the yearly cycle (Fig. 7). Similarly to small mammal traps, pitfall traps were set for a period of 5 days and were also opened in the morning when small mammal traps were set, and closed late afternoon with parafilm to avoid trapping nocturnal terrestrial arthropods, which would rarely be eaten by yellow mongooses. After 5 days, pitfalls were removed, arthropod samples processed, weighed and transferred into storage plastic tubes with 70% ethanol for preservation. An index of relative biomass per site was then calculated as the mean biomass per individual pitfall trap ($n = 24$) per site. In some instances there were fewer pitfalls obtained ($n < 24$) due to some of the traps being damaged by other animals in the reserve (*e.g.* baboons *Papio cynocephalus ursinus* or greater kudu *Tragelaphus strepsiceros*); hence, the above-mentioned method was preferred. Here too, Kruskal–Wallis tests were used to test for potential differences in biomass across the three sites and between seasons.

3.4 Results

3.4.1 Overall diet and seasonal variations in the diet of the yellow mongoose

The total number of yellow mongoose scats that were collected from 2005 to 2012 and analysed in 2011 and 2012 was 1,056 (for seasonal samples, see Table 1; 73 scats could not be attributed to a specific season with certainty). The mean number (\pm SD) of food categories per scat was 1.30 ± 0.50 and the mean number of food items per scat was 1.82 ± 0.79 . Dominant items accounted for a mean of $96 \pm 11\%$ of the relative volume of the scats for the overall analysis (Table 1). Statistical tests revealed that there was a significant seasonal difference in the number of food categories (Kruskal–Wallis test, $H = 67.92$, $df = 3$, $p < 0.001$) and number of food items ($H = 30.48$, $df = 3$, $p < 0.001$) per scat, as well as in the relative volume of dominant items ($H = 64.42$, $df = 3$, $p < 0.001$).

Intermediate dietary diversity, and low standardised diet breadth indices were obtained for all seasons (Table 1). Consequently, the diversity index, evenness of representation and standardised diet breadth were intermediate and low, respectively, when considering the whole sampling period (2005–2012).

Table 1: Number of scats collected in the Great Fish River Reserve (GFRR) from 2005 to 2012 and results for the Shannon–Wiener (H'), Evenness of representation (E') and Standardised diet breadth (B_d) indices, calculated using the relative frequency of occurrence (RFO) and the relative volume (RV) for the seasons and year in the diet of the yellow mongoose *Cynictis penicillata*.

Variables	Spring	Summer	Autumn	Winter	Year
Number of scats	144	137	290	412	1,056
Mean number of food categories per scat	1.44 ± 0.56	1.21 ± 0.44	1.13 ± 0.37	1.37 ± 0.52	1.30 ± 0.50
Mean number of food items per scat	1.70 ± 0.75	1.72 ± 0.84	2.00 ± 0.75	1.75 ± 0.77	1.82 ± 0.79
Mean relative volume of dominant items per scat	95.14 ± 10.73%	97.11 ± 9.42%	97.97 ± 8.00%	94.19 ± 1.95%	95.73 ± 10.59%
Shannon–Wiener Diversity index (H')					
With RFO	1.43	1.03	0.77	1.26	1.22
With RV	1.14	0.68	0.40	1.00	0.96
Evenness of Representation (J')					
With RFO	0.61	0.45	0.33	0.54	0.52
With RV	0.49	0.29	0.17	0.43	0.42
Standardised diet breadth (B_d)					
With RFO	0.33	0.14	0.07	0.25	0.22
With RV	0.26	0.08	0.03	0.22	0.17

The diet composition of the yellow mongoose at the Great Fish River Reserve (GFRR) is presented in Table 2. From the scat analysis, it was evident that the diet of the yellow mongoose varied but the main food categories, in terms of percentage occurrence (PO), were arthropods (mostly insects) and small mammals (rodents). Vegetation (including a small amount of fruit seeds) and reptiles were less important, while the consumption of birds was occasional. All five food categories were consumed during each season (although in different percentages; Table 2), with the exception of birds, which remains were not present in spring and summer samples.

Table 2: Seasonal percentages of occurrence (PO) of various food categories in the diet of the yellow mongoose at GFRR. Seasons during which prey categories were most dominant are highlighted in grey.

Category	Spring	Summer	Autumn	Winter	Mean
Arthropods	78.47	95.62	98.62	87.38	90.02
Mammals	52.08	14.60	6.55	41.50	28.68
Birds	0.00	0.00	1.03	0.73	0.44
Reptiles	5.56	3.65	3.79	1.94	3.74
Vegetation	8.33	7.30	2.76	5.83	6.06

The results of a Chi-square test of homogeneity comparing the different food categories pointed out significant differences between seasons (Table 3). However, further statistical analyses performed with each food category (vs. remaining categories) showed that only the consumption of arthropods and mammals varied seasonally (Table 3). Inter-seasonal differences in diet composition existed between all pairs of seasons, except for spring vs. winter (Table 4). Arthropod consumption was very high (>75%) throughout the seasons, but clearly peaked in summer and autumn (>95%). On the other hand, mammals peaked in spring (about 50%) and dropped drastically to below 15% in summer and autumn, before increasing in winter (Table 2).

Table 3: Results of Chi-square tests of homogeneity performed to identify potential significant seasonal differences in the diet of the yellow mongoose at GFRR, as determined from scat analysis and evaluated based on absolute occurrence. Statistically significant differences ($p \leq 0.05$) are highlighted in grey.

Test	χ^2	<i>df</i>	<i>p</i>
Overall diet	113.95	9	<0.001
Arthropods	88.37	3	<0.001
Mammals	100.76	3	<0.001
Birds and reptiles	4.68	3	0.20
Vegetation	5.80	3	0.12

Table 4: Results of Chi-square tests of homogeneity performed to identify potential significant differences in the diet of the yellow mongoose between pairs of seasons at GFRR, as determined from scat analysis and evaluated based on absolute occurrence. Statistically significant differences ($p \leq 0.05$) are highlighted in grey.

Dyadic comparisons	χ^2	df	p
Spring vs. Summer	29.70	3	<0.001
Spring vs. Autumn	88.73	3	<0.001
Spring vs. Winter	6.79	3	0.08
Summer vs. Autumn	10.69	3	0.014
Summer vs. Winter	22.27	3	<0.001
Autumn vs. Winter	80.22	3	<0.001

Mammals consumed by yellow mongooses at GFRR during the study period are listed in Table 5. Rodents constituted the main mammalian preys (87%), while Macroscelidae (*Elephantulus rupestris*) were rarely preyed upon (2%). Other mammal species were probably present, but could not be identified (11% of hair samples). *Rhabdomys* sp. was the species consumed most often (PO = 56%). It is worth noting that hairs of nocturnal species were found in the scats of yellow mongooses. The relative percentage of occurrence (RPO) was not calculated, as only one mammal species was found per scat (as related to the hair subsamples analysed); therefore, the results would not differ from that obtained with PO.

Table 5: Percentages of occurrence (PO) and activity pattern of different small mammal species that were consumed by the yellow mongoose ($n = 333$ scats with mammalian hair remains) at GFRR.

Common name	Scientific name	PO	Activity
Four-striped grass mouse	<i>Rhabdomys</i> sp.	56.16	Diurnal
Pygmy mouse	<i>Mus minutoides</i>	8.11	Diurnal
Namaqua rock mouse	<i>Micaelamys namaquensis</i>	7.81	Nocturnal
Mozambique woodland thicket rat	<i>Grammomys cometes</i>	7.81	Nocturnal
Vlei rat	<i>Otomys irroratus</i>	3.60	Diurnal
Bush Karoo rat	<i>Otomys unisulcatus</i>	1.80	Diurnal
Western rock sengi	<i>Elephantulus rupestris</i>	1.80	Diurnal & crepuscular
Other mammal species	?	11.41	—

When considering both PO and RPO, Coleoptera was the most consumed insect order, followed by Isoptera and Orthoptera, while Diplopoda contributed the least towards the diet of the yellow mongoose (Table 6).

Table 6: Percentages of occurrence (PO) and relative percentages of occurrence (RPO) of arthropod orders consumed by the yellow mongoose at GFRR.

Arthropod orders	PO	RPO
Coleoptera	64.39	45.48
Isoptera	38.07	26.89
Orthoptera	32.10	22.68
Diplopoda	6.91	4.88
Diptera	0.09	0.07

The results for RPO for the overall food categories did not differ vastly from those of PO, although as expected values recorded were lower (Table 7). Here too, the contribution of arthropods to the diet was the largest in autumn (RPO: 87%), when the contribution of mammals to the diet was concomitantly at its lowest (RPO: 6%).

Table 7: Seasonal relative percentages of occurrence (RPO) of various food categories in the diet of the yellow mongoose at GFRR. Seasons during which prey categories were most abundant are highlighted in grey.

Category	Spring	Summer	Autumn	Winter	Mean
Arthropods	54.33	78.92	87.46	63.60	71.08
Mammals	36.06	12.05	5.81	30.21	21.03
Birds	0.00	0.00	0.92	0.53	0.36
Reptiles	3.85	3.01	3.36	1.41	2.91
Vegetation	5.77	6.02	2.45	4.24	4.62

When the relative volume (RV) was considered, the most important food categories in the diet of the yellow mongoose were once again arthropods (73%), followed by mammals (24%). Vegetation, birds and reptiles were only marginal food sources (3% in total; Table 8). Statistical tests revealed that there was a significant seasonal difference in the relative volume of arthropod (Kruskal–Wallis test, $H = 144.48$, $df = 3$, $p < 0.001$) and mammal ($H = 153.06$,

$df = 3$, $p < 0.001$) remains in the scats, but not for vegetation ($H = 7.37$, $df = 3$, $p = 0.061$), birds ($H = 3.33$, $df = 3$, $p = 0.34$) and reptiles ($H = 6.38$, $df = 3$, $p = 0.10$).

Table 8: Relative volume (RV; data given as percentages) of the remains of various food categories identified from the scats of yellow mongooses at GFRR. Seasonal maxima for dominant food categories are highlighted in grey.

Category	Descr. stats	Spring	Summer	Autumn	Winter	Mean
Arthropods	Mean	56.68	86.39	94.08	64.89	75.51
	SD	46.29	31.59	20.60	43.50	35.50
	Min	0.00	0.00	0.00	0.00	0.00
	Max	100	100.00	100.00	100.00	100.00
Mammals	Mean	40.57	11.04	3.31	33.44	22.09
	SD	46.00	29.12	16.39	43.13	33.66
	Min	0.00	0.00	0.00	0.00	0.00
	Max	100	100.00	100.00	100.00	100.00
Birds	Mean	0.00	0.00	0.17	0.72	0.22
	SD	0.00	0.00	2.94	7.64	2.65
	Min	0.00	0.00	0.00	0.00	0.00
	Max	0.00	0.00	50.00	100.00	37.50
Reptiles	Mean	2.62	2.35	2.38	0.76	2.03
	SD	14.66	13.77	12.71	7.43	12.14
	Min	0.00	0.00	0.00	0.00	0.00
	Max	100.00	97.50	90.00	95.00	95.63
Vegetation	Mean	0.13	0.22	0.05	0.19	0.15
	SD	0.56	0.91	0.37	1.05	0.72
	Min	0.00	0.00	0.00	0.00	0.00
	Max	5.00	6.00	5.00	10.00	6.50

The diet overlaps calculated for pairs of seasons with both RFO and RV were very high and did not differ substantially (Table 9).

Table 9: Diet overlap between pairs of seasons evaluated using RFO and RV in the diet of the yellow mongoose (Sp = spring, Su = summer, Au = autumn, Wi = winter).

	Sp vs. Su	Sp vs. Au	Sp vs. Wi	Su vs. Au	Su vs. Wi	Au vs. Wi
RFO	0.91	0.87	0.99	0.99	0.96	0.93
RV	0.88	0.83	0.99	0.996	0.94	0.90

3.4.2 Food availability: small mammals and arthropods

The number of individual small mammals captured and marked varied significantly over the seasons in all three sites (Tables 10 and 11). Figure 8 shows that autumn and summer had the highest abundance (both number of captures and number of marked individuals) of small mammals during the study period. Overall the lowest abundance of small mammals was recorded in winter, although Kelarny exhibited a slightly higher abundance in winter than in spring.

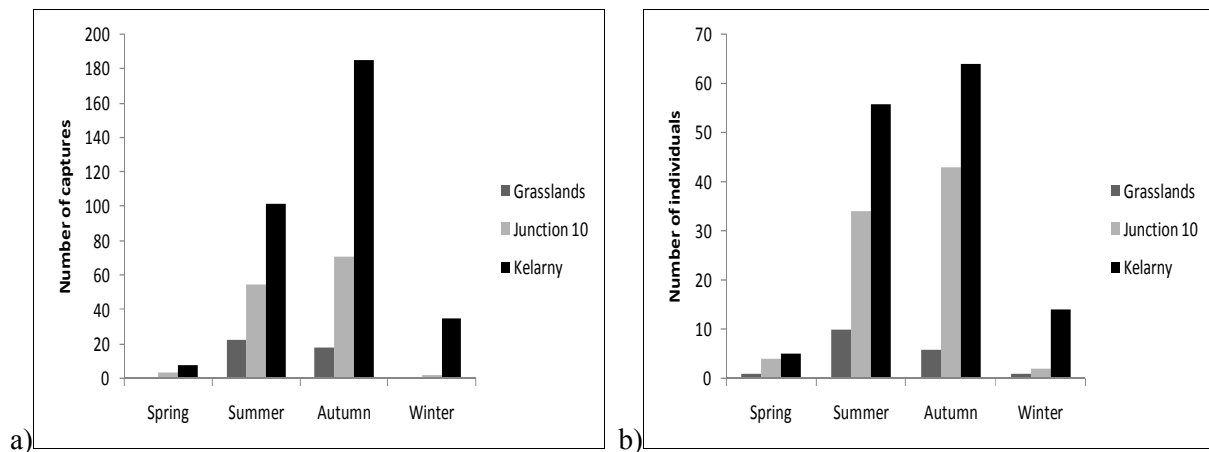


Figure 8: Seasonal distribution of small mammals trapped at GFRR in the three study sites, *i.e.* Grasslands, Junction 10 and Kelarny from August 2011 to April 2012. a) Number of captures, b) Number of marked individuals.

Table 10: Results of Goodness-of-fit tests showing the significant seasonal variation in the number of captured small mammals sampled from the three study sites at GFRR.

Site	χ^2	<i>df</i>	<i>p</i>
Grasslands	36.53	3	<0.001
Junction 10	113.03	3	<0.001
Kelarny	226.58	3	<0.001

Table 11: Results of Goodness-of-fit tests showing the significant seasonal variation in the number of marked small mammals sampled from the three study sites at GFRR.

Site	χ^2	<i>df</i>	<i>p</i>
Grasslands	12.67	3	0.005
Junction 10	62.78	3	<0.001
Kelarny	75.47	3	<0.001

The number of captures differed significantly between the sites (Goodness-of-fit test, $\chi^2 = 256.42$, $df = 2$, $p < 0.001$), with clearly most captures made at the Kelarny site than at other sites. Similarly, a significant statistical difference was found between the number of marked individuals at the three sites ($\chi^2 = 91.68$, $df = 2$, $p < 0.001$).

The distribution of small mammal biomass was very similar to that of the number of captures and individuals. Grasslands and Kelarny had the highest biomass in autumn, while Junction 10 had the highest biomass in summer (Fig. 9). Likewise, winter had the smallest biomass, although Kelarny had a higher biomass in winter than in spring. Statistical analyses indicated that the biomass of small mammals varied seasonally (Kruskal–Wallis test, $H = 17.71$, $df = 3$, $p = 0.001$) and locally (between sites) ($H = 17.30$, $df = 2$, $p < 0.001$).

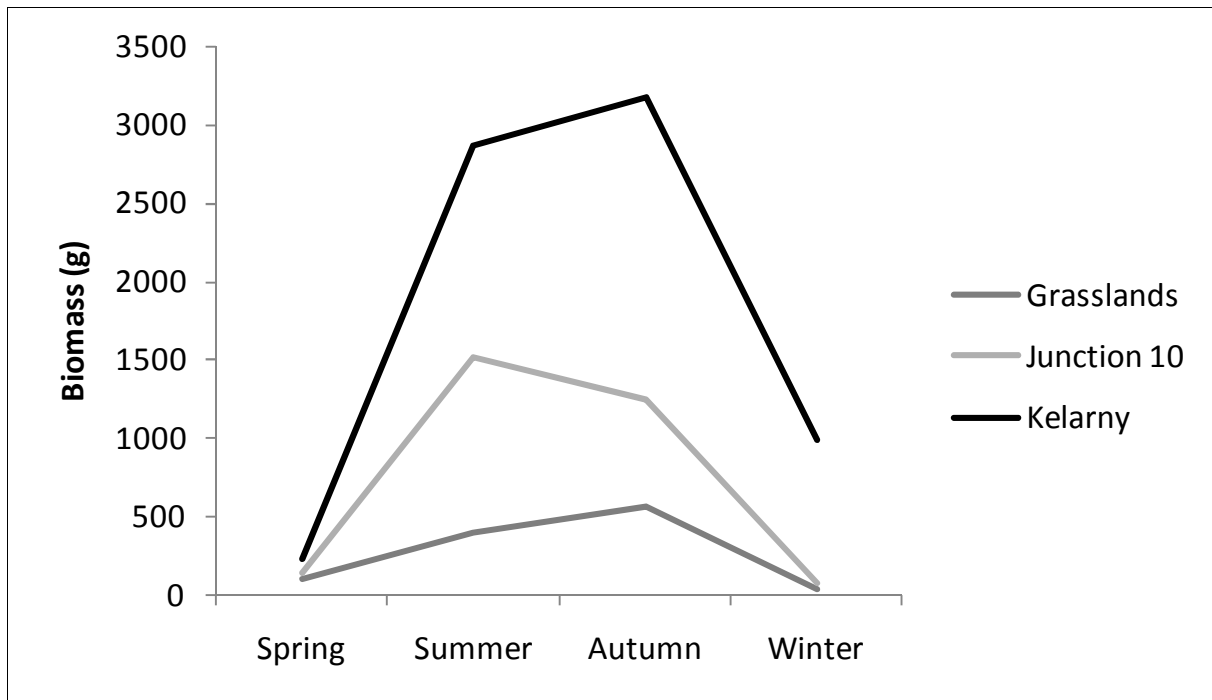


Figure 9: Distribution of small mammal biomass over the four seasons from 2011 to 2012 across three different sites at GFRR.

Rhabdomys sp. was the species with the highest abundance in all trapping sites, followed by *Mus minutoides* (Figs 10a–c). Only a few individuals of *Otomys irroratus* (diurnal species) and *Micaelamys namaquensis* (nocturnal species) were caught.

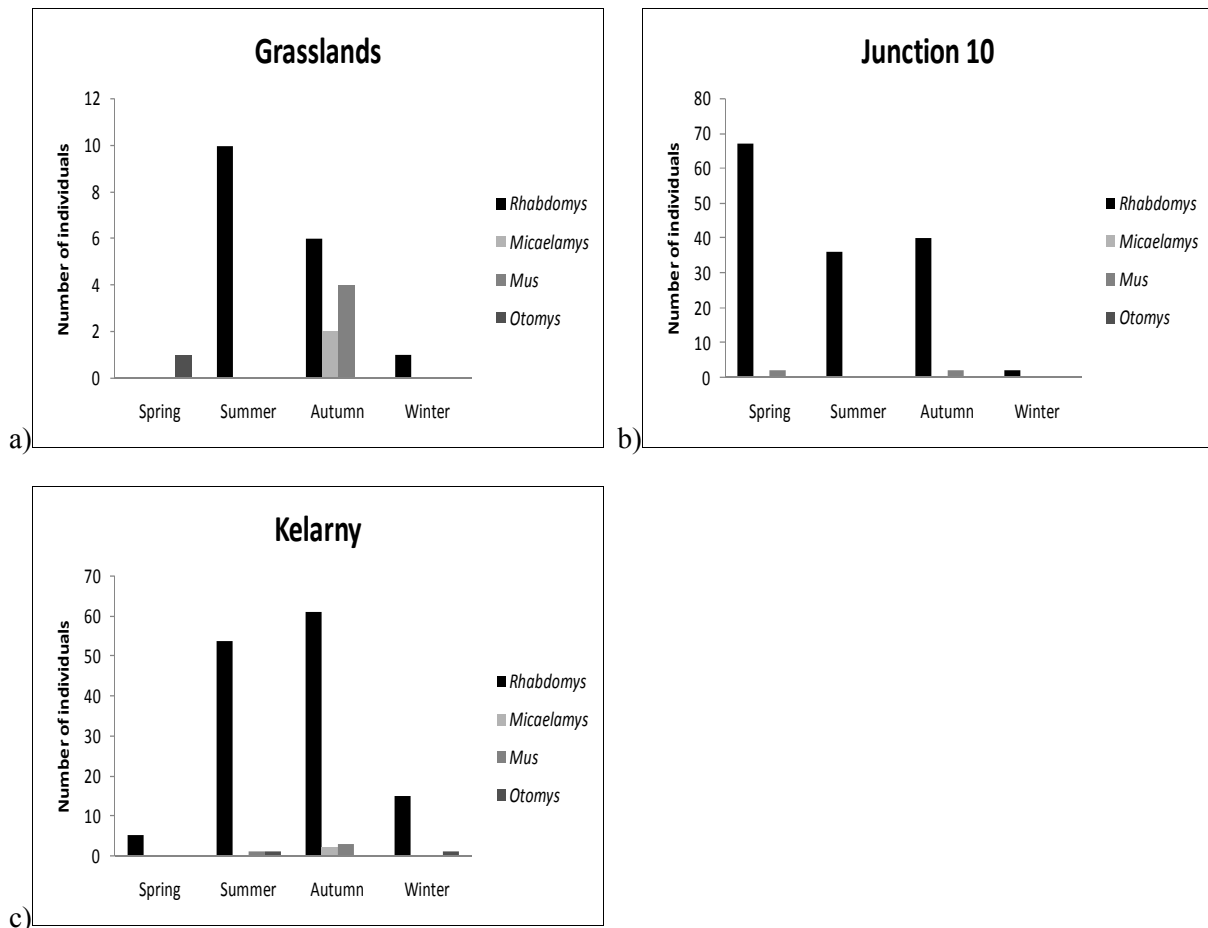


Figure 10: Seasonal abundance of small mammals species captured in the three study sites, presented as the number of marked individuals over the sampling period. a) Grasslands, b) Junction 10 and c) Kelarny.

No significant difference in arthropod biomass was detected between the three sites during the study period (Kruskal–Wallis test, $H = 3.21$, $df = 2$, $p = 0.21$), and therefore seasonal comparisons were made with pooled data. There was a clear seasonal variation in terrestrial arthropod biomass, as shown in Figure 11. Autumn had the highest contribution with a mean biomass (\pm SD) of 4.05 ± 6.06 g per pitfall trap ($n = 72$), followed by summer (2.39 ± 3.33 g) and spring (0.73 ± 1.57 g), while winter had the smallest arthropod biomass (0.14 ± 0.20 g). When data were compared statistically, results indicated that there was a significant variation in arthropod biomass across seasons (Kruskal–Wallis test, $H = 65.89$, $df = 3$, $p < 0.001$). Post-hoc analyses confirmed that there was a significant difference between each seasonal dyad, except for spring and winter (Table 12).

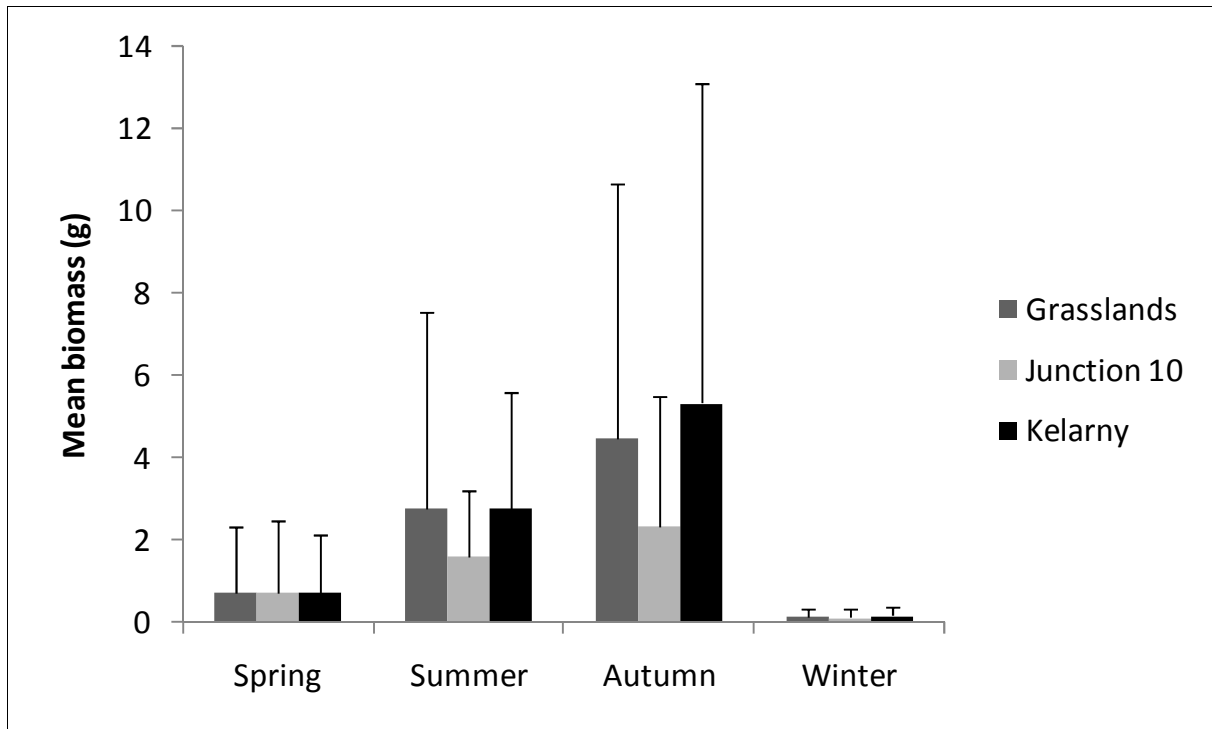


Figure 11: Seasonal variation in mean biomass (\pm SD) of terrestrial arthropods per pitfall trap at GFRR over the sampling year from 2011 to 2012.

Table 12: Results of Mann–Whitney U tests performed to identify seasonal variations in the mean biomass of terrestrial arthropods. Statistically significant differences ($p \leq 0.05$) are highlighted in grey.

Dyadic comparisons	U	p
Spring vs. Summer	3,877.50	<0.001
Spring vs. Autumn	1,748.00	0.001
Spring vs. Winter	1,818.50	0.001
Summer vs. Autumn	2,506.00	0.729
Summer vs. Winter	3,364.50	<0.001
Autumn vs. Winter	3,905.50	<0.001

3.4.3 Inter-annual variations in the diet of the yellow mongoose

To evaluate possible inter-annual variations in the diet of the yellow mongoose, only scats collected from 2006 to 2008 were considered, since these were the only years during which

scats could be collected during all four seasons. The overall number of the yellow mongoose scats that were collected during that period and analysed was 771 (for yearly samples, see Table 13). Statistical analyses indicated that there was a significant inter-annual difference in the number of food categories (Kruskal–Wallis test, $H = 10.16$, $df = 2$, $p = 0.006$) and in the relative volume of dominant items ($H = 12.57$, $df = 2$, $p = 0.002$) throughout the 3 years. However, no difference was found for the number of food items ($H = 5.65$, $df = 2$, $p = 0.06$). The mean values were similar (Table 13), to those obtained for the overall diet (Table 1).

Intermediate dietary diversity and low standardised diet breadth indices were obtained for all 3 years (Table 13). The diversity index, evenness of representation and standardized diet breadth were highest in 2007.

Table 13: Number of yellow mongoose scats collected in GFR from 2006–2008 and results for the Shannon–Wiener (H'), Equitability (E') and Standardised diet breadth (B_d) indices, calculated using the relative frequency of occurrence (RFO) and the relative volume (RV) in the diet of the yellow mongoose *Cynictis penicillata*.

Variables	2006	2007	2008
Number of scats	270	279	222
Mean number of food categories	1.23 ± 0.47	1.35 ± 0.50	1.28 ± 0.49
Mean number of food items	1.79 ± 0.81	1.74 ± 0.77	1.90 ± 0.78
Mean relative volume of dominant items	96.86 ± 8.90%	94.66 ± 11.36%	95.89 ± 11.13%
Shannon-Wiener Diversity index (H')			
With RFO	1.13	1.22	1.20
With RV	0.80	1.10	0.86
Evenness of representation (J')			
With RFO	0.48	0.53	0.52
With RV	0.34	0.47	0.37
Standardised diet breadth (B_d)			
With RFO	0.16	0.25	0.19
With RV	0.11	0.24	0.12

In terms of PO, arthropods were the most frequently occurring food category throughout the 3 years, rodents being the secondary food source. Birds, reptiles and vegetation only served as supplement to the diet (Table 14). PO of arthropods in the scat remains peaked in 2007 and 2008 (93–94%); a slight decrease was observed in 2007 (83%) coupled with an increase in small mammals’ contribution (from 20% to 45%; Table 14). Results obtained with RPO provided similar trends (Table 18).

A Chi-square test of homogeneity showed that the diet expressed as absolute occurrence of the food categories differed significantly between the 3 years ($p < 0.001$; Table 15). However, further tests performed with each food category (vs. remaining categories) indicated that only the consumption of arthropods ($p < 0.001$) and mammals ($p < 0.001$) varied between years, whilst there was no significant difference in the other three food categories (Table 15). Tests performed with yearly dyads showed that there was no significant inter-annual variation between 2006 and 2008, the difference being essentially caused by the changes in the diet of the yellow mongoose that occurred in 2007 (Table 16).

Table 14: Annual percentages of occurrence (PO) of various food categories in the diet of the yellow mongoose at GFRR. Yearly maxima for specific food categories are highlighted in grey.

Category	2006	2007	2008
Arthropods	93.33	83.15	94.14
Mammals	20.37	45.52	20.72
Birds	1.11	0.72	0.45
Reptiles	2.96	2.15	4.50
Vegetation	5.56	3.23	8.11

Table 15: Results of Chi-square tests of homogeneity performed to identify potential significant inter-annual variations in the diet of the yellow mongoose at GFRR, as determined from scat analysis and evaluated based on absolute occurrence. Statistically significant differences ($p \leq 0.05$) are highlighted in grey.

Test	χ^2	df	p
Overall diet	44.41	6	<0.001
Arthropods	19.08	3	<0.001
Mammals	40.03	3	<0.001
Birds and reptiles	1.82	3	0.61
Vegetation	6.31	3	0.10

Table 16: Results of Chi-square tests of homogeneity performed to identify potential significant differences in the diet of the yellow mongoose between pairs of years from 2006–2008, as determined from scat analysis and evaluated based on absolute occurrence. Statistically significant differences ($p \leq 0.05$) are highlighted in grey.

Dyadic comparisons	χ^2	df	p
2006 vs. 2007	28.78	3	<0.001
2006 vs. 2008	1.20	3	0.75
2007 vs. 2008	30.36	3	<0.001

Small mammals consumed by yellow mongooses from 2006 to 2008 are listed in Table 17. Similarly to what was found for the overall diet, the yellow mongoose at GFRR mostly consumed rodents (88%) during that three-year period, while Macroscelidae (*Elephantulus rupestris*) were rarely preyed upon (2%). Other mammal species were probably present, but could not be identified (10%). Here too, *Rhodomys* sp. was the small mammal species that was consumed more frequently (56%).

Table 17: Percentages of occurrence (PO) and activity pattern of different mammal species that were consumed by the yellow mongoose ($n = 228$ scats with mammalian hair remains) at GFRR during the period 2006–2008.

Common name	Scientific name	PO	Activity
Four-striped grass mouse	<i>Rhodomys</i> sp.	55.70	Diurnal
Mozambique woodland thicket rat	<i>Grammomys cometes</i>	10.09	Nocturnal
Pygmy mouse	<i>Mus minutoides</i>	8.33	Diurnal
Namaqua rock mouse	<i>Micaelamys namaquensis</i>	7.89	Nocturnal
Vlei rat	<i>Otomys irroratus</i>	3.95	Diurnal
Western rock sengi	<i>Elephantulus rupestris</i>	2.19	Diurnal & crepuscular
Bush Karoo rat	<i>Otomys unisulcatus</i>	0.88	Diurnal
Other mammal species	?	9.65	—

Table 18: Annual relative percentages of occurrence (RPO) of various food categories in the diet of the yellow mongoose at GFRR. Yearly maxima for specific food categories are highlighted in grey.

Category	2006	2007	2008
Arthropods	75.68	61.70	73.59
Mammals	16.52	33.78	16.20
Birds	0.90	0.53	0.35
Reptiles	2.40	1.60	3.52
Vegetation	4.50	2.39	6.34

Table 19: Relative volume (RV; data given as percentages) of the remains of various food categories identified from the scats of yellow mongooses at GFRR. Yearly maxima for specific food categories are highlighted in grey.

Category	Descr. stats	2006	2007	2008
Arthropods	Mean	82.18	61.10	80.64
	SD	35.48	44.96	36.02
	Min	0.00	0.00	0.00
	Max	100	100.00	100.00
Mammals	Mean	15.28	37.01	16.29
	SD	33.61	44.70	34.52
	Min	0.00	0.00	0.00
	Max	100	100.00	100.00
Birds	Mean	0.19	0.75	0.41
	SD	3.04	7.57	6.04
	Min	0.00	0.00	0.00
	Max	50.00	100.00	90.00
Reptiles	Mean	2.21	1.03	2.43
	SD	12.90	8.90	12.90
	Min	0.00	0.00	0.00
	Max	100.00	95.00	97.50
Vegetation	Mean	0.14	0.11	0.22
	SD	0.78	0.83	1.03
	Min	0.00	0.00	0.00
	Max	10.00	10.00	10.00

When the relative volume (RV) was considered, the most important food category in the diet of the yellow mongoose during the 3 years was again the arthropods, small mammals being the secondary food source (Table 19). Vegetation, birds and reptiles were still serving as supplementary food sources (Table 20). Statistical tests showed that there was a significant difference in the relative volume of arthropods (Kruskal–Wallis test, $H = 40.05$, $df = 2$, $p < 0.001$) and mammals ($H = 53.22$, $df = 2$, $p < 0.001$) from 2006 to 2008. On the other hand, there was no significant inter-annual variation for bird ($H = 1.25$, $df = 2$, $p = 0.54$), reptile ($H = 1.56$, $df = 2$, $p = 0.46$) and vegetation ($H = 5.67$, $df = 2$, $p = 0.06$) remains in the scats.

Changes in the diet composition of the yellow mongoose were observed between 2006 and 2007, and between 2007 and 2008 (Table 20). Statistically significant variations were observed in two categories, namely arthropods and mammals. However, a significant difference was also observed in the consumption of vegetation by the yellow mongoose between the years 2007 and 2008.

Table 20: Results of Mann–Whitney U tests performed to identify potential variations between pairs of years in the relative volume of remains of five food categories in the diet of the yellow mongoose. Statistically significant differences ($p \leq 0.05$) are highlighted in grey.

Dyadic comparisons	Category	U	p
2006 vs. 2007	Arthropods	28,378.50	<0.001
	Mammals	47,417.00	<0.001
	Birds	37,931.50	0.33
	Reptiles	37,214.00	0.39
	Vegetation	36,794.50	0.19
2006 vs. 2008	Arthropods	28,727.00	0.32
	Mammals	30,142.50	0.88
	Birds	29,994.50	0.89
	Reptiles	30,178.50	0.68
	Vegetation	30,739.50	0.26
2007 vs. 2008	Arthropods	37,623.50	<0.001
	Mammals	23,277.00	<0.001
	Birds	30,776.00	0.44
	Reptiles	31,560.50	0.21
	Vegetation	32,473.00	0.02

Table 21 shows the overlaps in the diet of the yellow mongoose between pairs of years. All the values were either very close or equal to 1, thus indicating that the diet of the yellow mongoose was very consistent over the years. The use of different descriptors (RFO and RV) yielded similar trends, although the values with RFO were slightly higher than those with RV.

Table 21: Diet overlap between pairs of years evaluated using RFO and RV in the diet of the yellow mongoose.

	2006 vs. 2007	2006 vs. 2008	2007 vs. 2008
RFO	0.96	0.9995	0.96
RV	0.94	0.9999	0.94

3.4.4 Inter-group variations in the diet of the yellow mongoose

To assess possible inter-group (or inter-site) variations in the diet of the yellow mongoose, only scats from 2005 to 2008 were considered to avoid biasness, since relatively few scats were collected in other years. The overall number of yellow mongoose scats that were collected from 2005 to 2008 and analysed is 886 (for local samples, see Table 22). Statistical tests revealed that there was a significant inter-group variation in the number of food items (Kruskal–Wallis test, $H = 10.00$, $df = 2$, $p = 0.007$), but not in the number of food categories ($H = 2.04$, $df = 2$, $p = 0.36$) nor in the relative volume of dominant items ($H = 2.68$, $df = 2$, $p = 0.26$).

Intermediate dietary diversity and evenness of representation, and low standardised diet breadth indices were obtained for all three sites (Table 22). However, comparatively, diet was more diverse in Grasslands than in the other two sites.

Arthropods were the most frequently occurring food category throughout the three sites. Mammals were far less important, while the rest of the categories only contributed occasionally to the diet of the yellow mongoose (Table 23). Relatively, Kelarny had the highest percentage of occurrence of arthropods and as expected the lower contribution of mammals. Grasslands and Junction 10 had similar results regarding the percentage of occurrence of arthropods and mammals (Table 23).

Table 22: Number of yellow mongoose scats collected in GFRR from three different sites (or groups) and results for the Shannon–Wiener (H'), Equitability (E') and Standardised diet breadth (B_A) indices, calculated using the relative frequency of occurrence (RFO) and the relative volume (RV) in the diet of the yellow mongoose *Cynictis penicillata*.

Variable	Grasslands	Junction 10	Kelarny
Number of scats	293	199	394
Mean number of food categories	1.32 ± 0.50	1.28 ± 0.46	1.27 ± 0.49
Mean number of food items	1.70 ± 0.75	1.87 ± 0.79	1.87 ± 0.79
Mean relative volume of dominant items	95.61 ± 10.65%	95.63 ± 10.62%	96.13 ± 10.31%
Shannon-Wiener Diversity index (H')			
With RFO	1.27	1.15	1.14
With RV	1.06	0.94	0.84
Evenness of representation (J')			
With RFO	0.55	0.50	0.49
With RV	0.46	0.41	0.36
Standardised niche breadth (B_A)			
With RFO	0.24	0.21	0.18
With RV	0.21	0.18	0.12

The results of a Chi-square test of homogeneity comparing the different food categories showed that the diet expressed as absolute occurrence varied significantly between the three sites (Table 24). Nevertheless, the data showed that the difference was due to two categories only (*i.e.* arthropods and small mammals). The consumption of the other three food categories seemed consistent (Table 24). Further statistical tests performed with each food category (vs. remaining categories) indicated that only the consumption of arthropods and mammals varied between the groups (sites), whilst there was no significant difference in the other three food categories (Table 24).

Analyses performed with pairs of yellow mongoose groups revealed that there was significant inter-group variation in overall diet, except for Grasslands vs. Junction 10 (Table 25) which are the two sites that had a higher small mammal and a lower arthropod consumption compared to Kelarny (Table 23).

Table 23: Percentages of occurrence (PO) of various food categories in the diet of the yellow mongoose in GFRR at three different sites (inter-group variation) in GFRR. Local maxima for specific food categories are highlighted in grey.

Category	Grasslands	Junction 10	Kelarny
Arthropods	86.35	87.44	93.65
Mammals	36.18	34.17	22.84
Birds	0.68	1.01	0.51
Reptiles	3.75	0.50	4.06
Vegetation	4.78	5.03	6.09

Table 24: Results of Chi-square tests of homogeneity performed to identify potential significant inter-group (inter-site) variations in the diet of the yellow mongoose, as determined from scat analysis and evaluated based on absolute occurrence. Statistically significant differences ($p \leq 0.05$) are highlighted in grey.

Test	χ^2	<i>df</i>	<i>p</i>
Overall diet	16.83	6	<0.001
Arthropods	7.12	2	<0.001
Mammals	13.39	2	<0.001
Birds and reptiles	3.72	2	0.16
Vegetation	0.80	2	0.67

Table 25: Results of Chi-square tests of homogeneity performed to identify potential significant differences in the diet of the yellow mongoose between pairs of groups (sites), as determined from scat analysis and evaluated based on absolute occurrence. Statistically significant differences ($p \leq 0.05$) are highlighted in grey.

Dyadic comparisons	χ^2	<i>df</i>	<i>p</i>
Grasslands vs. Junction 10	3.19	3	0.36
Grasslands vs. Kelarny	11.66	3	<0.001
Junction 10 vs. Kelarny	10.65	3	0.014

Within the three sites, the most consumed small mammals were rodents (87%; Table 26), while Macroscelidae (*Elephantulus rupestris*) were rarely preyed upon by yellow mongooses (2%). Other mammal species were probably present, but could not be identified (11%). *Rhaddomys* sp. was the small mammal species consumed most often (55%).

Table 26: Percentages of occurrence (PO) and activity pattern of different mammal species that were consumed by the yellow mongoose ($n = 264$ scats with mammalian hair remains) in the three sampling sites, *i.e.* Grasslands, Junction 10 and Kelarny.

Common name	Scientific name	PO	Activity
Four-striped grass mouse	<i>Rhabdomys</i> sp.	55.30	Diurnal
Mozambique woodland thicket rat	<i>Grammomys cometes</i>	9.09	Nocturnal
Pygmy mouse	<i>Mus minutoides</i>	8.33	Diurnal
Namaqua rock mouse	<i>Micaelamys namaquensis</i>	7.95	Nocturnal
Vlei rat	<i>Otomys irroratus</i>	3.79	Diurnal
Western rock sengi	<i>Elephantulus rupestris</i>	2.27	Diurnal & crepuscular
Bush Karoo rat	<i>Otomys unisulcatus</i>	1.14	Diurnal
Other mammal species	?	10.98	—

The results of RPO from the three sites are presented in Table 27. The contribution of food categories is similar to that found for PO. In Kelarny the contribution of arthropods and mammals to the diet of the yellow mongoose was higher and lower, respectively, as compared to the other two sites. For Grasslands and Junction 10, an opposite scenario was observed (Table 27).

Table 27: Relative percentages of occurrence (RPO) of various food categories in the diet of the yellow mongoose at GFRR observed at three different sites (inter-group variation) in GFRR. Local maxima for specific food categories are highlighted in grey.

Category	Grasslands	Junction 10	Kelarny
Arthropods	65.54	68.24	73.65
Mammals	27.46	26.67	17.96
Birds	0.52	0.78	0.40
Reptiles	2.85	0.39	3.19
Vegetation	3.63	3.92	4.79

When the relative volume (RV) was considered, the most important food category in the diet of the yellow mongoose in the three sites (groups) was arthropods, followed by mammals (Table 28). Vegetation (including fruits), birds and reptiles were still complementary food sources, although the consumption of reptiles seemed to vary slightly from one site (group) to another (Table 28). Statistical analyses indicated that there was a significant difference in the relative volume of arthropods (Kruskal–Wallis test, $H = 14.68$, $df = 2$, $p = 0.001$), mammals ($H = 18.88$, $df = 2$, $p < 0.001$) and reptiles ($H = 6.43$, $df = 2$, $p = 0.04$) across the three study sites (groups). In contrast, there was no significant annual variation in birds ($H = 4.02$, $df = 2$, $p = 0.13$) and vegetation ($H = 0.60$, $df = 2$, $p = 0.74$).

Table 28: Relative volume (RV; data given as percentages) of the remains of various food categories identified from the scats of yellow mongooses at GFRR. Local (group) maxima for specific food categories are highlighted in grey.

Category	Desc. Stats	Grasslands	Junction 10	Kelarny
Arthropods	Mean	67.65	71.25	80.26
	SD	43.56	41.87	36.50
	Min	0.00	0.00	0.00
	Max	100.00	100.00	100
Mammals	Mean	29.85	27.61	16.93
	SD	43.01	41.44	34.89
	Min	0.00	0.00	0.00
	Max	100.00	100.00	100
Birds	Mean	0.55	0.95	0.00
	SD	5.40	9.51	0.00
	Min	0.00	0.00	0.00
	Max	60.00	100.00	0.00
Reptiles	Mean	1.83	0.01	2.66
	SD	12.27	0.18	13.66
	Min	0.00	0.00	0.00
	Max	100.00	2.50	100.00
Vegetation	Mean	0.12	0.18	0.15
	SD	0.79	0.86	0.88
	Min	0.00	0.00	0.00
	Max	10.00	6.00	10.00

Clear-cut evidence is provided in Table 29 that the diet of the yellow mongoose differed between different sites (groups). Variation on the main food categories (arthropods and mammals) was observed between Kelarny and the other two sites. Significant variations for reptiles, birds and vegetation were also observed between some pairs of sites (groups).

Table 29: Results of Mann–Whitney U test showing the difference between the three sites (groups) within different food categories in the diet of the yellow mongoose. Statistically significant differences ($p \leq 0.05$) are highlighted in grey.

Dyadic comparisons	Category	U	p
Grasslands vs. Junction 10	Arthropods	30,038.50	0.52
	Mammals	28,457.00	0.60
	Birds	29,151.00	0.99
	Reptiles	28,300.00	0.03
	Vegetation	29,254.00	0.86
Grasslands vs. Kelarny	Arthropods	65,675.50	<0.001
	Mammals	49,378.00	<0.001
	Birds	57,130.00	0.04
	Reptiles	58,242.00	0.55
	Vegetation	58,474.00	0.46
Junction 10 vs Kelarny	Arthropods	43,523.00	0.009
	Mammals	34,390.00	0.002
	Birds	38,809.00	0.046
	Reptiles	40,706.00	0.01
	Vegetation	39,562.50	0.65

Table 30 shows the overlaps in the diet of the yellow mongoose between sites (groups). All the values were either very close or equal to 1, thus indicating that the diet of the yellow mongoose was very consistent across the three sites (groups). The use of different descriptors (RFO and RV) yielded similar results.

Table 30: Diet overlap between pairs of sites (groups) evaluated using RFO and RV in the diet of the yellow mongoose.

	Grasslands vs. Junction 10	Grasslands vs. Kelarny	Junction 10 vs. Kelarny
RFO	0.99	0.99	0.999
RV	0.98	0.99	0.999

3.5 Discussion

3.5.1 Overall diet of the yellow mongoose and comparison with previous studies

The results of the present study suggest that yellow mongooses in the Great Fish River Reserve are essentially insect (arthropod) feeders. The use of different descriptors (PO, RPO, and RV) to evaluate the diet yielded similar trends, although values differed from one descriptor to another. However, it is important to note that none of these analytical methods are able to describe the diet with accuracy. For example, PO and RPO will only tell us how often a prey type has been preyed on, but does not provide information about the quantity ingested, as it does not take into account the size of the prey. RV does provide some indirect information about the volume consumed, but some important biases may occur depending on how well a specific item can be digested or not. In order to partly alleviate this problem, some authors (*e.g.* Kruuk & Parish, 1981) have calculated an overall diet value and plotted the percentage occurrence and the relative volume of each food category in the same graph. This approach allows to visually identify primary prey, as compared to secondary, supplementary or even trace food items. A fourth descriptor that has not been considered in this dissertation is the absolute or relative biomass eaten by an animal. Using this approach would require to know the digestibility coefficient (*e.g.* see Rosalino *et al.*, 2003) of each prey or food item of the yellow mongoose, information which is currently not available in the literature. I suspect that the contribution of small mammals to the diet of the yellow mongoose is underestimated, due to the fact that *e.g.* each rodent would provide a larger quantity of food than for example a beetle. However, even in that way, it is impossible to know whether the full prey item has been eaten, or only part of it. As indicated by Zabala & Zuberogoita (2003), it is always best to use several methods to assess the diet of a carnivore species, and Klare *et al.* (2011) recently showed that biomass calculations probably provide the best approximation to true

diets. For future studies, it would therefore be recommended to determine digestibility coefficients for the yellow mongoose, which would then allow estimating the biomass ingested. This would certainly shed some more light on the probably larger contribution of small mammals to the diet of the yellow mongoose. This said, a study by Nel & Kok (1999) based on a large sample ($n = 133$) of stomach contents collected over a 14-year period indicated that the dry mass of insects was about five times and a half larger than the dry mass of mammalian prey. It is unclear whether the samples were collected homogeneously over the seasons of the year, or the results might have been biased towards the summer period when insects are abundant (*e.g.* as in this study) and probably constitute an energetically-favourable prey.

Irrespective of the above, it is clear that insects, and more generally arthropods, play an important role in the diet of the yellow mongoose. Given the fact that insects can be found in large numbers in small microhabitats such as ant nests, dung piles or termite mounds and are easy to catch (Dennis & Macdonald, 1999), this could be the possible reason why they were dominant in yellow mongoose diet. These results are in line with other published works which first highlighted that this species is indeed primarily insectivorous (Herzig-Straschil, 1977; Lynch, 1980; Earlé, 1981; MacDonald & Nel, 1986; Avenant & Nel, 1992; Cavallini & Nel, 1995; Avenant & Nel, 1997). Studies have shown that several other mongoose species such as meerkat (Doolan & Macdonald, 1996), Cape grey mongoose *Galerella pulverulenta* (Mbatyoti, 2010), Selous's mongoose *Paracynictis selous*, banded mongoose *Mungos mungo* and slender mongoose *Galerella sanguinea* (Smithers, 1983; Skinner & Chimimba, 2005; Gilchrist *et al.*, 2009) are also essentially feeding on insects, at least locally and/or seasonally.

I recorded that beetles (Coleoptera) are the most frequently preyed insect order, followed by termites (Isoptera) and grasshoppers and locusts (Orthoptera). This is somewhat similar to the results of an earlier study conducted by Avenant & Nel (1992), which showed that yellow mongooses primarily preyed on Isoptera, then Coleoptera and Orthoptera. Nel & Kok (1999) also found that in the Free State and Northern Cape this species essentially feeds on Isoptera and Coleoptera, depending on the one order most available in a particular year (either a wet or a dry year, respectively), thus indicating opportunistic behaviour. Lynch (1980) found that even though Isoptera was the most preyed insect order in his study, Coleoptera was the only insect order that was present in the scat remains right through his study period. Based on field observations, there were more beetles "available", especially in the open areas where yellow mongooses are commonly found. Yellow mongooses are equipped with longer claws on the

forelimbs than on the hind limbs (Skinner & Chimimba, 2005) that would facilitate with digging in search for food, especially termite mounds that were often observed in Lynch's study area.

I found that yellow mongooses heavily supplement their diet with small mammals, especially rodents. These results are similar to what was recorded by researchers in other areas (Avenant & Nel, 1992; Taylor & Meester, 1993). In contrast to the yellow mongoose, the small-spotted genet (*Genetta genetta*) (nocturnal and lives in dense scrubs and forests) primarily feeds on small mammals, mostly the Mozambique thicket rat *Grammomys cometes* and the four-striped grass mouse *Rhabdomys* sp., followed by arthropods (Matolengwe, 2010). Even the Cape grey mongoose, a diurnal species that lives in denser bushy areas, also mostly feeds on small mammals (Cavallini & Nel, 1995). Out of all the small mammals identified in the scats of the yellow mongoose, *Rhabdomys* was the dominant prey species. This is similar to what was observed in other carnivore species such as Cape grey mongoose, caracal *Caracal caracal* and water mongoose *Atilax paludinosus* (Cavallini & Nel, 1995; Avenant & Nel, 1997). *Rhabdomys* was reported to be well-adapted to live in most habitat types and to have a high reproductive success (Fuller & Perrin, 2001). This could be a reason why this species is heavily consumed by small carnivores, including the yellow mongoose. Crepuscular activity recorded in yellow mongoose in the GFRR (Mbatyoti, 2012) probably explains the presence of hair of nocturnal small mammals (*i.e.* *Grammomys cometes*, *Micaelamys namaquensis*, and *Elephantulus rufescens*) in the scats, unless they are preyed on in their nests during the day. Similar observations have also been made by Rood & Wozencraft (1984) in the slender mongoose. Avenant & Nel (1992) also found remains of *Micaelamys namaquensis* in the scats of *Cynictis penicillata* in the Postberg Nature Reserve, although it was not as frequent as remains of *Rhabdomys* sp. and *Otomys unisulcatus*.

The presence of limited vegetation remains (other than fruit seeds) in scats has also been recorded in other mongoose species such as Cape grey mongoose, and was suggested to result from either stomach contents of rodents that mongoose fed on or from accidental ingestion when grasping the targeted prey (Cavallini & Nel, 1990), possibly insects or their larvae. However, the consumption/ingestion of vegetation was relatively higher than that of reptiles and birds in GFRR. From all five food categories, birds clearly ranked last. The possible reason for this is that birds are probably very difficult to catch for a yellow mongoose, as compared to other prey. Some authors also reflected on an overall low incidence of birds and reptiles in scats analysed (Du Toit, 1980; Lynch, 1980; Earlé, 1981; Stuart, 1981; Smithers,

1983), while the importance of both food categories varied largely in other studies (Avenant & Nel, 1992; Cavallini & Nel, 1995; Doolan & Macdonald, 1996; Avenant & Nel, 1997; Nel & Kok, 1999). The presence in varying proportions of food categories other than arthropods (insects) in the scat remains of the yellow mongoose indicate opportunistic rather than specialist feeding habits.

3.5.2 Food availability and seasonal variations in the diet of the yellow mongoose

There was a clear-cut seasonal variation in both small mammal abundance and biomass at GFRR. These observations are in agreement with the those made by Arnolds (2009) in the same reserve. However, detailed results indicate that both abundance and biomass were high in autumn and summer and relatively low in winter and spring of the study period (2011–2012), while those of Arnolds (2009) indicate that there was high abundance and species richness in winter and spring of 2009. The two studies might not be in agreement due to the fact they were conducted in different years. In addition, the data presented by Arnolds (2009) cover relatively more sites (five instead of three in this study) and habitats (five instead of two in this study), and include both terrestrial and arboreal small mammals. Fuller & Perrin (2001) also found that the diversity and abundance of terrestrial small mammal species were highest in autumn in the Umvoti Vlei Conservancy in KwaZulu–Natal area. Conversely, a study on small mammals conducted in a Swaziland grassland by Monadjem & Perrin (2002) showed that even though there is fluctation in small mammal abundance over the years, seasonal fluctuation did not occur on a regular basis. In accordance to what was found by Avenant (2011) in several study areas in the Free State Province, in GFRR the number of small mammal individuals captured and marked decreased considerably during winter and spring. Similar results were obtained in a study conducted by Yihume & Bekele (2012), although the two study areas largely differ geographically and are subject to different climatic conditions. In spite of all the differences and similarities in the above-mentioned scientific studies dealing with seasonal variations in small mammal abundance and availability, the interesting fact is that the diet of the yellow mongoose at GFRR showed a peak in small mammal consumption in winter and spring, but not in summer and autumn.

At GFRR, the overall biomass of arthropods also differed significantly over the seasons, having higher values in autumn and summer. This agrees with the results obtained by Do Linh San *et al.* (unpublished data) in a similar study conducted in 2009 in the GFRR (see Fig. 5,

page 12), although arthropod biomass was slightly higher in summer than in autumn. These two seasons are characterised by warmer temperatures, and therefore increased arthropod activity and reproduction (Pielou, 1948). When comparing these results with other studies conducted in other areas, a similar trend is observed; this is evident in a study conducted in Venda by Rautenbach *et al.* (1988) which showed that terrestrial arthropod availability was also highest during autumn and summer. These results also correspond with the consumption of arthropods by yellow mongooses at GFRR, which peaked in autumn and summer, and was therefore lower in winter and spring.

Hence, even though I found that both the availability of arthropods and small mammals were high in autumn and summer, yellow mongooses apparently preferred to feed on arthropods during both seasons. It is probable that even in periods of “overabundance” of both prey types, arthropods remain easier to catch than small mammals. According to Arnolds (2009), winter and spring are the two seasons during which most of the small mammals breed at GFRR, and this could explain the increased consumption of small mammals by yellow mongooses during that period. However, in my study years (2011–2012), small mammal availability was relatively low during these two seasons, and it is likely that the observed increase in small mammal consumption in winter and spring was instead due to a decrease (albeit not drastic) in arthropod abundance. These observed seasonal variations in the diet of *Cynictis penicillata* seem to further indicate that this species is not an insect (arthropod) specialist *per se*, but would instead adapt its diet when hunting or gathering the “initial” or “preferred” prey – in this case insects/arthropods – becomes energetically less favourable than feeding on (an) alternative prey(s). The fact that the number of food categories eaten and the diet diversity and diet breadth indices increased in winter and spring confirms that the diet broadens up in periods when arthropod abundance decreases.

3.5.3 *Inter-annual variations in the diet of the yellow mongoose*

The yearly analyses (2006–2008) showed that the diet of the yellow mongoose differed from year to year. More specifically, the consumption of arthropods dropped in 2007, while the occurrence of small mammals increased. This is particularly obvious when the relative volume (RV) is taken into account. Considering that the chosen annual samples were large (from 200 to 300 scats), covered the four seasons of the year, and were collected at all the study sites, it is unlikely that the observed differences result from a sampling bias. Nel & Kok

(1999) followed on the study conducted by Lynch (1980) who reported on the stomach contents of the yellow mongoose in the Free State and Northern Cape provinces over 2 years. When they compared their findings with those of Lynch (1980), they, like me, found that the diet of *Cynictis penicillata* differed between years. The change in the diet composition was directly linked to dominantly wet or dry years and the related variations in food availability (Nel & Kok, 1999).

In GFRR, the likely true changes in yellow mongoose diet remarkably mimic what had been observed at the seasonal scale. Although food availability was not assessed over the years, it is probable that this change was driven by a decrease in arthropod availability in 2007 rather than by an increase in small mammal abundance. If indeed so, these results would confirm that yellow mongooses are opportunistic feeders by including in their diet prey that become energetically more profitable when the availability of the “main prey” drops. This reasoning is further reinforced by the fact that the number of food categories eaten and the diet diversity and diet breadth indices increased during that “lean” year.

3.5.4 Inter-group variations in the diet of the yellow mongoose

This study showed that the diet of the yellow mongoose can significantly differ between different sampling sites (inter-group difference) within the same study area. These results are analogous to that obtained by Nel & Kok (1999) who found that the diet of the yellow mongoose varied both qualitatively and quantitatively in the same general area; comparable observations were made in meerkats (Doolan & Macdonald, 1996) and bat-eared foxes (Nel, 1978). Similar to what was recorded with the seasonal and inter-annual variations, the diet of the three “groups” of yellow mongoose differed significantly in terms of arthropod and small mammal contribution. Indeed, individuals from Kelarny consumed more arthropods and less small mammals than yellow mongooses living in Junction 10 and Grasslands. Considering that the availability of both arthropods and small mammals was highest in Kelarny than at the two other sites, this once more suggests that *Cynictis penicillata* prefers to prey on insects or arthropods over small mammals, and increase small mammal consumption when arthropods availability is low. Similar conclusions were drawn by Avenant & Nel (1992), Cavallini & Nel (1995) and Avenant & Nel (1997). The diet of the yellow mongoose in Grasslands and that in Junction 10 did not differ significantly, and even the food availability results showed

that these sites are relatively similar to each other; hence, there was no difference in the diet between these two groups.

3.5.5 Diet and sociality in the yellow mongoose

Rood (1986) explored the possible social consequences of insectivory in mongooses. He noted that mongooses that are more social tend to be diurnal, inhabit relatively open habitats and feed on insects, while the solitary mongoose species are generally nocturnal, forest-dwellers and mostly feed on small mammals. He argued that predation pressure (*e.g.* by birds of prey or terrestrial medium-sized carnivores like jackals) in open habitats would favour group-living as an anti-predator strategy (increased overall vigilance and predator detection, mobbing), while feeding on prey items that are quickly renewable (*i.e.* insects) would reduce the possible costs of intra-specific and more specifically intra-group food competition. A recent phylogenetic study showed that herpestids are divided into a social (composed for example of meerkats, banded mongooses and common dwarf mongooses) and a solitary clade to which the yellow mongoose belongs (Veron *et al.*, 2004). If Rood's model is correct, it would possibly explain how sociality evolved in the social clade, and this characteristic would have been transmitted to other species phylogenetically. The situation of the yellow mongoose is a bit more puzzling, since although largely foraging solitarily, it may live in groups of several individuals. Balmforth (2004) observed some forms of cooperative vigilance in a rural population, and suggested that this species might, at least locally, be experiencing some convergent contemporary adaptation. Predation pressure exerted on this diurnal species, which essentially lives in open habitats, would indeed promote some form of grouping and cooperative vigilance. On the other hand, the fact that yellow mongooses also feed to some extent on small mammals would explain why "solitary foraging" (some individuals do forage in "loose" groups: Balmforth, 2004) might still be preferred, as foraging in tight groups might decrease hunting success of small mammals.

3.6 Conclusion

In this dissertation I investigated for the first time the diet of the yellow mongoose in the Albany Thicket Biome of South Africa. This study is based on a very large sample of scats collected over several years. The following aspects were presented: a) the overall diet of the yellow mongoose in the Great Fish River Reserve, b) main prey items (arthropod orders and small mammal species) of *Cynictis penicillata*, and c) seasonal, inter-annual and inter-site (inter-group) variations in the diet of the yellow mongoose.

Initially, predictions were made in relation to environmental conditions (seasonality, food availability, habitat types) as well as to what was observed in previous studies. The following was found:

1. Yellow mongoose predominantly fed on insects (and more generally on arthropods), although the importance of small mammals was probably underestimated due to the methodology used; **prediction fully met.**
2. The availability of terrestrial arthropods was higher in summer and autumn than in winter and spring; the former are the two seasons when arthropods (mostly insects) contributed most to yellow mongoose diet; **prediction fully met.**
3. Yellow mongooses primarily fed on arthropods (mostly insects) in seasons when, and at sites where, both arthropods and small mammals were abundant. This seems to indicate that yellow mongooses show a preference for arthropods (insects) over small mammals, probably because it is energetically more profitable to prey on the former when both prey types are profusely available; **prediction fully met.**
4. The main prey type (arthropods) was not consumed in similar proportions throughout the year. The contribution of alternative preys (mainly small mammals) to yellow mongoose diet increased when the availability of the main prey decreased, and this even when the availability of small mammals was moderate; therefore, **the yellow mongoose can be regarded as an opportunistic, generalist feeder, rather than as a specialist feeder.**

Considering the large sample sizes, I am fairly confident that the results presented here should indeed be representative of the actual diet of the yellow mongoose. However, some caution should be exerted when it comes to my interpretation of the link between diet and food availability, since arthropod and small mammal sampling was done over a single year, which

might not be necessary representative of the whole study period. For future studies, I would recommend digestibility coefficients for the different prey of the yellow mongoose to be determined, which would then allow estimating the biomass ingested. This would help clarifying the likely larger contribution of small mammals to the diet of *Cynictis penicillata*. In addition, a more detailed investigation of the relationship between the contemporaneous use and availability of all food resources – for example using quantitative resource selection indices – might allow confirming that the yellow mongoose is indeed an opportunistic, generalist feeder.

REFERENCES

- Acocks, J.P.H. (1988). *Veld types of Southern Africa. Memoirs of the Botanical Survey of South Africa*, No. 59. Department of Agriculture Technical Services, Pretoria, South Africa.
- Arnolds, L.J. (2009). *Vegetation sampling in correlation with small mammal abundance and richness in the Andries Vosloo Kudu Nature Reserve (Eastern Cape, South Africa)*. B.Sc. Honours thesis, University of Fort Hare, Alice, South Africa.
- Avenant, N. (2011). The potential utility of rodents and other small mammals as indicators of ecosystem 'integrity' of South African grasslands. *Wildlife Research* **38**, 626–639.
- Avenant, N.L. & Nel, J.A.J. (1992). Comparison of the diet of the yellow mongoose in a coastal and a Karoo area. *South African Journal of Wildlife Research* **22**, 89–93.
- Avenant, N.L. & Nel, J.A.J. (1997). Prey use by four syntopic carnivores in a strandveld ecosystem. *South African Journal of Wildlife Research* **27**, 86–93.
- Baker, C.M. (1989). Feeding habits of the water mongoose (*Atilax paludinosus*). *Zeitschrift für Säugetierkunde* **54**, 31–39.
- Balmforth, Z.E. (2004). *The demographic, spatial structure and behaviour of the yellow mongoose, Cynictis penicillata, with emphasis on cooperative breeding*. Ph.D. thesis, University of Sussex, Brighton, UK.
- Birch, N.V. (2000). *The vegetation potential of natural rangelands in the mid-Fish river valley, Eastern Cape, South Africa: Towards a sustainable and acceptable management system*. Ph.D. thesis, Rhodes University, Grahamstown, South Africa.
- Cavallini, P. (1993a). Spatial organization of the yellow mongoose *Cynictis penicillata* in a coastal area. *Ethology Ecology & Evolution* **5**, 501–509.
- Cavallini, P. (1993b). Activity of the yellow mongoose *Cynictis penicillata* in a coastal area. *Zeitschrift für Säugetierkunde* **58**, 281–285.
- Cavallini, P. & Nel, J.A.J. (1990). The feeding ecology of the Cape grey mongoose, *Galerella pulverulenta* (Wagner 1839) in a coastal area. *African Journal of Ecology* **28**, 123–130.

- Cavallini, P. & Nel, J.A.J. (1995). Comparative behaviour and ecology of two sympatric mongoose species (*Cynictis penicillata* and *Galerella pulverulenta*). *South African Journal of Wildlife Research* **30**, 46–49.
- Cavallini, P. & Serafani, P. (1995). Winter diet of the small Indian mongoose (*Herpestes auropunctus*) on an Adriatic island. *Journal of mammalogy* **76**, 569–574.
- Corbet, G.B. & Hill, J.E. (1986). *A world list of mammalian species*. British Museum of Natural History, London, pp. 254–257.
- Dennis, N. & Macdonald, D.W. (1999). *Meerkats*. New Holland publisher, Cape Town, South Africa, pp. 10–19.
- Do Linh San, E., Malongwe, N.B., Fike, B., Somers, M.J. and Walters, M. (2009). Autumn diet of black-backed jackals (*Canis mesomelas*) in the Thicket Biome of South Africa. *Wildlife Biology Practice* **5**, 96–103.
- Do Linh San, E. & Somers, M.J. (2006). Mongooses on the move: an apparent case of interspecific cooperative vigilance between carnivores. *South African Journal of Wildlife Research* **36**, 201–203.
- Do Linh San, E. & Somers, M.J. (2013). Editorial – African small carnivores: the ‘forgotten Eden’. *Small Carnivore Conservation* **48**, 1–3.
- Doolan, S.P. & Macdonald, D.W. (1996). Diet and foraging behaviour of group-living meerkats, *Suricata suricatta*, in the Southern Kalahari. *Journal of Zoology* **239**, 697–716.
- Du Toit, C.F. (1980). The yellow mongoose *Cynictis penicillata* and other small carnivores in the Mountain Zebra National Park. *Koedoe* **23**, 179–184.
- Earlé, R.A. (1981). Aspects of the social and feeding behaviour of the yellow moongose *Cynictis penicillata* (G. Cuvier). *Mammalia* **45**, 143–152.
- Estes, R.D. (1991). *The behaviour guide to African mammals*. The University of California Press, Berkeley, USA, 611 pp.

- Evans, N.V., Avis, A.M. & Palmer, A.R. (1997). Change of the vegetation of the mid-Fish River Valley, Eastern Cape, South Africa, in response to land-use, as revealed by a direct gradient analysis. *African Journal of Range & Forage Science* **14**, 68–74.
- Fabricius, C., Palmer, A.R. & Burger, M. (2002). Landscape diversity in a conservation area and communal rangeland in Xeric Succulent Thicket, South Africa. *Landscape Ecology* **17**, 531–537.
- Feldhamer, G.A., Drickamer, L.C., Vessey, S.H. & Merritt, J.F. (2004). *Mammalogy: adaptation, diversity and ecology*. Second edition. McGraw-Hill, New York, USA, 550 pp.
- Fuller, J.A. & Perrin, M.R. (2001). Habitat assessment of small mammals in the Umvoti Vlei Conservancy, KwaZulu-Natal, South Africa. *South African Journal of Wildlife Research* **31**, 1–12.
- Gilchrist, J.S., Jennings, A.P., Veron, G. & Cavallini, P. (2009). Family Herpestidae (mongooses). In: *Handbook of the Mammals of the World. Volume 1. Carnivores* (Ed. by D.E. Wilson & R.A. Mittermeier), pp. 262–328. Lynx Edicions, Barcelona, Spain.
- Herzig-Straschil, B. (1977). Notes on the feeding habits of the yellow mongoose *Cynictis penicillata*. *Zoologica Africana* **12**, 225–229.
- Hinton, H.E & Dunn, A.M.S. (1967). *Mongoose*. Oliver and Lloyd, London, UK, 144 pp.
- Hiscocks, K. & Perrin, M.R. (1991). A dietary comparison between two sympatric viverrids, *Helogale parvula* (Sundevall, 1846) and *Mungos mungo* (Gmelin, 1788). *Journal of African Zoology* **105**, 307–312.
- Hoare, D.B., Mucina, L., Rutherford, M.C., Vlok, J.H.J., Euston-Brown, I.W., Palmer, A.R., Powrie, L.W., Lecmere-Oertel, R.G., Procheş, Ş.M., Dold, A.P. & Ward, R.A. (2006). Albany Thicket Biome. In: *The vegetation of South Africa, Lesotho and Swaziland* (Ed. by L. Mucina & M.C. Rutherford), pp. 541–567. Strelitzia 19, South African National Biodiversity Institute, Pretoria, South Africa.
- Johnson, M.R. & Keyser, A.W. (1976). *Explanatory notes. 1:250000 Geological Series 3226. King William's Town*. Government Printers, Pretoria, South Africa.

- Klare, U., Kamler, J.F. & Macdonald, D.W. (2011). A comparison and critique of different scat-analysis methods for determining carnivore diet. *Mammal Review* **41**, 294–312.
- Krebs, C.J. (1999). *Ecological methodology*. Second edition. Benjamin/ Cummings, Menlo Park, California, USA, 620 pp.
- Kruuk, H. & Parish, T. (1981). Feeding specialisation of the European badger (*Meles meles*) in Scotland. *Journal of Animal Ecology* **50**, 773–788.
- La Cock, G.D., Palmer, A.R. & Everard, D.A. (1990). Re-assessment of the area and conservation status of Subtropical Transitional Thicket Valley Bushveld in the Eastern Cape, South Africa. *Southern African Journal of Photogrammetry, Remote Sensing and Cartography* **15**, 231–235.
- le Roux, A. (2007). Communication in the yellow mongoose, *Cynictis penicillata*. Ph.D. thesis, University of Stellenbosch, Stellenbosch, South Africa.
- le Roux, A., Cherry, M.I. & Manser, M.B. (2008). The effects of population density and sociality on scent marking in the yellow mongoose. *Journal of zoology* **275**, 33–40.
- Lynch, C.D. (1980). Ecology of the suricate, *Suricata suricatta* and yellow mongoose, *Cynictis penicillata* with special reference to their reproduction. *Memoirs van die Nasionale Museum Bloemfontein* **14**, 1–145.
- Lynch, C.D. (1983). The mammals of the Orange Free State. *Memoirs van die Nasionale Museum Bloemfontein* **18**, 1–218.
- MacDonald, J.T. & Nel, J.A.J. (1986). Comparative diets of sympatric small carnivores. *South African Journal of Wildlife Research* **16**, 115–121.
- Marker, L., Kraus, D., Barnett, D. & Hurlbut, S. (1996). *Cheetah survival on Namibian farmlands*. Cheetah Conservation Fund, Windhoek, Namibia, pp. 19–40.
- Matolengwe, T. (2010). *Diet of the small spotted-genet Genetta genetta (Carnivora: Viverridae) in the Great Fish River Reserve (South Africa)*. B.Sc. Honours thesis, University of Fort Hare, Alice, South Africa.

- Mbatyoti, O.A. (2010). *The diet of the Cape grey mongoose Galerella pulverulenta in the Albany Thicket Biome (South Africa)*. B.Sc. Honours thesis, University of Fort Hare, Alice, South Africa.
- Mbatyoti, O.A. (2012). *Spatio-temporal ecology of the yellow mongoose Cynictis penicillata in the Albany Thicket Biome (South Africa)*. M.Sc. dissertation, University of Fort Hare, Alice, South Africa.
- Mills, M.G.L. (1991) Conservation management of large carnivores in Africa. *Koedoe* **34**, 81–90.
- Mills, M.G.L. & Hes, L. (1997). *The complete book of Southern African mammals*. Struik Publishers, Cape Town, South Africa.
- Monadjem, A. & Perrin, M. (2002). Population fluctuation and community structure of small mammals in a Swaziland grassland over a three-year period. *African Zoology* **38**, 127–137.
- Nel, J.A.J. (1978). Notes on the food and foraging behavior of the bat-eared fox, *Otocyon megalotis*. *Bulletin of the Carnegie Museum of Natural History* **6**, 132–137.
- Nel, J.A.J. & Kok, O.B. (1999). Diet and foraging group size in the yellow mongoose: a comparison with suricate and bat-eared fox. *Ethology Ecology & Evolution* **11**, 25–34.
- Palmer, A.R. (1981). *A study of the vegetation of the Andries Vosloo Kudu Reserve*. M.Sc. Thesis, Rhodes University, Grahamstown, South Africa.
- Pielou, D.P. (1948). Observations on the behaviour of gregarious hoppers of the red locust, *Nomadacris septemfasciata* Seville. *Proceedings of the Royal Entomological Society of London* **23**, 19–27.
- Rasa, O.A.E., Wenhold, B.A., Horward, P., Marais, A. & Pallet, J. (1992). Reproduction in the yellow mongoose revisited. *South African Journal of Zoology* **27**, 192–195.
- Rautenbach, I.L., Kemp, A.C. & Scholtz, C.H. (1988). Fluctuations in availability of arthropods correlated with microchiropteran and avian predator activities. *Koedoe* **31**, 77–90.

- Rood, J.P. (1975). Population dynamics and food habits of the banded mongoose. *African Journal of Ecology* **13**, 89–111.
- Rood, J.P. (1986). Ecology and social evolution in the mongoose. In: *Ecological aspects of social evolution: birds and mammals* (Ed. by D.I. Rubenstein & R.W. Wrangham), pp. 131–152. Princeton University Press, Princeton, USA.
- Rood, J. & Wozencraft, W.C. (1984). The 31 species of mongooses. In: *The encyclopaedia of mammals. Volume 1* (Ed. by D.W. Macdonald), pp. 150–151. George Allen & Unwin, London, UK.
- Rosalino, L.M, Loureiro, F. & Macdonald, D.W. (2003). Food digestibility of an Eurasian badger *Meles meles* with special reference to the Mediterranean region. *Acta Theriologica* **48**, 283–288.
- Skinner, J.D. & Chimimba, C.T. (2005). *The mammals of the Southern African subregion*. Third edition. Cambridge University Press, Cape Town, South Africa.
- Smithers, R.H.N. (1983). *The mammals of the Southern African subregion*. University of Pretoria Press, Pretoria, South Africa, 502 pp.
- Stuart, C.T. (1981). Notes on mammalian carnivores of the Cape Province, South Africa. *Bontebok* **1**, 1–58.
- Stuart, C.T., Stuart T. & Perboom, V. (2003). Diet of the bat eared fox (*Otocyon megalotis*), based on scat analysis on the western escarpment. *Canid News* **6**, 1–5.
- Taylor, P.J. & Meester, J. (1993). *Cynictis penicillata*. *Mammalian Species* **432**, 1–7.
- Trollope, W.S.W., Van Den Broeck, D., Brown, D. & Webber, L.N. (2006). Assessment of veld conditions in the thicket communities of the Great Fish River Reserve in the Eastern Cape province of South Africa. *Centre for African Conservation Ecology*. No. 56. Nelson Mandela Metropolitan University, Port Elizabeth, South Africa.
- Veron, G., Colyn, M., Dunham, A.E., Taylor, P. & Gaubert, P. (2004). Molecular systematics and origin of sociality in mongoose (Herpestidae, Canivora). *Molecular Phylogenetics and Evolution* **30**, 582–598.

- Waterman, J.M. & Roth, J.D. (2007). Interspecific associations of Cape ground squirrels with two mongoose species: benefit or cost? *Behavioral Ecology and Sociobiology* **61**, 1675–1683.
- Willan, K. (1979). Design and field tests of a modified small mammal live-trap. *South African Journal of Zoology* **14**. 81–84.
- Yihume, M. & Bekele, A. (2012). Diversity, distribution and abundance of rodent community in the Afro-alpine habitats of the Simien Mountains National Park, Ethiopia. *International Journal of Zoological Research* **8**, 137–149.
- Zabala, J. & Zuberogoitia, I. (2003). Badger, *Meles meles* (Mustelidae, Carnivora), diet assessed through scat-analysis: a comparison and critique of different methods. *Folia Zoologica* **52**, 23–30.

APPENDICES

Table A1: Raw data for scat analysis indicating the location and date of collection, dry weight and percentage volume of prey remains in the scats, as well as which scats were used for which analysis (overall, yearly and group). Code = scat identification number; Y1 = 2006, Y2 = 2007, Y3 = 2008; G1 = Grasslands group, G2 = Junction 10 group, G3 = Kelarny group; #Cat = number of food categories per scat, #Items = number of food items per scat; %V = percentage volume of food remains in scats, A = arthropods, M = mammals, V = vegetation, B = birds, R = reptiles; N/A = no data was available for that scat in that specific category.

Code	Location	Date	Season	Year	Group	Weight	#Cat	#Items	%V A	%V M	%V V	%V B	%V R	Mammal species
1B	Grasslands	12/02/2005	Summer		G1	8.49	2	4	95	0	0	0	5	
1C	Grasslands	12/02/2005	Summer		G1	3.05	1	1	5	95	0	0	0	<i>Rhodomys</i> sp.
1D	Grasslands	12/02/2005	Summer		G1	6.21	1	1	100	0	0	0	0	
3A	Grasslands	12/02/2005	Summer		G1	4.42	1	1	0	100	0	0	0	<i>Rhodomys</i> sp.
A176A	Junction 10 Burrow south	14/02/2005	Summer		G2	3.37	1	2	100	0	0	0	0	
5B	House (pond)	15/02/2005	Summer			5.01	2	2	2.5	97.5	0	0	0	<i>Micaelamys namaquensis</i>
6B	House (pond)	23/02/2005	Summer			4.97	2	2	40	60	0	0	0	Unidentified
7	House (pond)	24/02/2005	Summer			5.57	1	1	100	0	0	0	0	
8	House (pond)	26/02/2005	Summer			1.58	3	3	0	97	3	0	0	<i>Rhodomys</i> sp.
9	House (pond)	26/02/2005	Summer			3.45	2	2	2.5	97.5	0	0	0	<i>Rhodomys</i> sp.
10A	House (pond)	03/03/2005	Autumn			5.99	1	1	100	0	0	0	0	
11B	House (pond)	03/03/2005	Autumn			2.23	2	2	95	5	0	0	0	<i>Rhodomys</i> sp.
1E	House (pond)	03/03/2005	Autumn			5.66	3	4	4	95	1	0	0	<i>Rhodomys</i> sp.
11C	House (SW pool)	06/03/2005	Autumn			1.91	1	2	100	0	0	0	0	
13A	House (SW pool)	06/03/2005	Autumn			3.14	2	2	90	10	0	0	0	<i>Rhodomys</i> sp.
17	Grasslands	21/04/2005	Autumn		G1	2.57	1	2	100	0	0	0	0	
11D	N/A	22/04/2005	Autumn			3.91	2	2	90	10	0	0	0	<i>Otomys irroratus</i>
16A	N/A	22/04/2005	Autumn			2.23	1	3	100	0	0	0	0	
33	Grasslands Site A	23/04/2005	Autumn		G1	4.56	1	1	100	0	0	0	0	
35	Sam Knott after Bucklands	23/04/2005	Autumn			5.34	1	2	100	0	0	0	0	
31A	Grasslands Site A	23/04/2005	Autumn		G1	3.23	1	2	100	0	0	0	0	
31B	Grasslands Site A	23/04/2005	Autumn		G1	3.54	1	1	100	0	0	0	0	
31C	Grasslands Site A	23/04/2005	Autumn		G1	2.97	1	2	100	0	0	0	0	
37	Junction 10 area	26/04/2005	Autumn		G2	2.89	1	3	100	0	0	0	0	

Table A1: Continued.

Code	Location	Date	Season	Year	Group	Weight	#Cat	#Items	%V A	%V M	%V V	%V B	%V R	Mammal species
38	Junction 10 area	26/04/2005	Autumn		G2	3.32	1	2	100	0	0	0	0	
39	Junction 10 area	26/04/2005	Autumn		G2	1.45	1	3	100	0	0	0	0	
10B	Junction 10 area	26/04/2005	Autumn		G2	6.11	1	1	100	0	0	0	0	
11E	Junction 10 area	26/04/2005	Autumn		G2	5.56	1	1	100	0	0	0	0	
11F	Junction 10 area	26/04/2005	Autumn		G2	3.33	1	1	0	100	0	0	0	<i>Rhabdomys</i> sp.
11G	Junction 10 area	26/04/2005	Autumn		G2	4.12	1	3	100	0	0	0	0	
13B	Junction 10 area	26/04/2005	Autumn		G2	3.12	1	2	100	0	0	0	0	
16B	Behind Grasslands' house	26/04/2005	Autumn		G1	3.62	1	2	100	0	0	0	0	
18	Junction 10 area	27/04/2005	Autumn		G2	5.34	1	3	100	0	0	0	0	
19	Junction 10 area	27/04/2005	Autumn		G2	2.69	1	2	100	0	0	0	0	
50	Junction 10 area	27/04/2005	Autumn		G2	1.87	1	2	100	0	0	0	0	
53	Junction 10 area	27/04/2005	Autumn		G2	1.01	1	3	100	0	0	0	0	
55	Junction 10 area	27/04/2005	Autumn		G2	3.63	1	3	100	0	0	0	0	
56	Junction 10 area	27/04/2005	Autumn		G2	4.13	1	3	100	0	0	0	0	
57	Junction 10 area	27/04/2005	Autumn		G2	4.22	1	2	100	0	0	0	0	
58	Junction 10 area	27/04/2005	Autumn		G2	2.27	1	2	100	0	0	0	0	
59	Junction 10 area	27/04/2005	Autumn		G2	5.01	1	5	100	0	0	0	0	
60	Junction 10 area	27/04/2005	Autumn		G2	3.27	1	2	100	0	0	0	0	
63	Junction 10 area	27/04/2005	Autumn		G2	2.09	1	2	100	0	0	0	0	
66	Junction 10 area	27/04/2005	Autumn		G2	3.62	1	2	100	0	0	0	0	
67	Junction 10 area	27/04/2005	Autumn		G2	5.21	1	1	100	0	0	0	0	
68	Junction 10 area	27/04/2005	Autumn		G2	4	1	2	100	0	0	0	0	
70	Junction 10 area	27/04/2005	Autumn		G2	4.32	1	2	100	0	0	0	0	
73	Junction 10 area	27/04/2005	Autumn		G2	4.65	1	3	100	0	0	0	0	
51A	Junction 10 area	27/04/2005	Autumn		G2	3.23	2	3	85	15	0	0	0	<i>Rhabdomys</i> sp.
51B	Junction 10 area	27/04/2005	Autumn		G2	1.87	2	3	95	5	0	0	0	<i>Rhabdomys</i> sp.
51C	Junction 10 area	27/04/2005	Autumn		G2	5.27	1	2	100	0	0	0	0	

Table A1: Continued.

Code	Location	Date	Season	Year	Group	Weight	#Cat	#Items	%V A	%V M	%V V	%V B	%V R	Mammal species
61A	Junction 10 area	27/04/2005	Autumn		G2	4.21	1	3	100	0	0	0	0	
61B	Junction 10 area	27/04/2005	Autumn		G2	2.89	1	2	100	0	0	0	0	
61C	Junction 10 area	27/04/2005	Autumn		G2	2.32	1	2	100	0	0	0	0	
65A	Junction 10 area	27/04/2005	Autumn		G2	5.11	1	2	100	0	0	0	0	
71A	Junction 10 area	27/04/2005	Autumn		G2	4.65	1	2	100	0	0	0	0	
71B	Junction 10 area	27/04/2005	Autumn		G2	2.91	1	2	100	0	0	0	0	
71C	Junction 10 area	27/04/2005	Autumn		G2	1.89	1	3	100	0	0	0	0	
75	Junction 10 area	01/05/2005	Autumn		G2	4	1	3	100	0	0	0	0	
76	Junction 10 area	01/05/2005	Autumn		G2	1.69	1	2	100	0	0	0	0	
78	Junction 10 area	01/05/2005	Autumn		G2	6.21	1	2	100	0	0	0	0	
79	Junction 10 area	01/05/2005	Autumn		G2	5.01	1	2	100	0	0	0	0	
80	Junction 10 area	01/05/2005	Autumn		G2	3.32	1	2	100	0	0	0	0	
A310	N/A	01/09/2005	Winter			2.66	1	3	100	0	0	0	0	
A311A	N/A	01/09/2005	Winter			3.15	1	2	100	0	0	0	0	
A311B	N/A	01/09/2005	Winter			1.7	1	1	100	0	0	0	0	
A339	N/A	01/09/2005	Winter			5.85	1	2	100	0	0	0	0	
A311C	N/A	04/09/2005	Winter			2.7	2	2	10	90	0	0	0	<i>Rhabdomys</i> sp.
A313	N/A	04/09/2005	Winter			2.9	2	2	0	95	0	0	5	<i>Rhabdomys</i> sp.
A336	N/A	05/09/2005	Spring			3.24	1	1	100	0	0	0	0	
A311D	N/A	05/09/2005	Winter			3.18	1	2	100	0	0	0	0	
A311E	N/A	05/09/2005	Winter			2.53	1	2	100	0	0	0	0	
A315	N/A	05/09/2005	Winter			4.25	1	1	100	0	0	0	0	
A316	N/A	05/09/2005	Winter			2.59	1	1	100	0	0	0	0	
A317A	N/A	05/09/2005	Winter			3.63	2	3	99.5	0	0.5	0	0	
A318	N/A	05/09/2005	Winter			3.61	1	3	100	0	0	0	0	
A319A	N/A	05/09/2005	Winter			2.33	1	1	100	0	0	0	0	
A330	N/A	05/09/2005	Winter			3.5	2	4	99.5	0	0.5	0	0	

Table A1: Continued.

Code	Location	Date	Season	Year	Group	Weight	#Cat	#Items	%V A	%V M	%V V	%V B	%V R	Mammal species
A331A	N/A	05/09/2005	Winter			2.78	1	1	100	0	0	0	0	
A331B	N/A	05/09/2005	Winter			4	1	1	100	0	0	0	0	
A331C	N/A	05/09/2005	Winter			2.82	1	1	100	0	0	0	0	
A333	N/A	05/09/2005	Winter			2	1	2	100	0	0	0	0	
A335	N/A	05/09/2005	Winter			2.34	1	2	100	0	0	0	0	
A337	N/A	05/09/2005	Winter			2.24	1	1	100	0	0	0	0	
A338	N/A	05/09/2005	Winter			4.94	1	1	100	0	0	0	0	
A317B	N/A	06/09/2005	Winter			1.36	1	2	100	0	0	0	0	
A319B	N/A	06/09/2005	Winter			1.19	1	2	100	0	0	0	0	
A31A	N/A	06/09/2005	Winter			4.1	1	3	100	0	0	0	0	
A31C	N/A	06/09/2005	Winter			3.59	1	2	100	0	0	0	0	
A195A	N/A	07/09/2005	Spring			2.64	1	1	0	100	0	0	0	<i>Rhodomys</i> sp.
A196A	N/A	07/09/2005	Spring			1.45	2	2	30	70	0	0	0	<i>Rhodomys</i> sp.
A197A	N/A	07/09/2005	Spring			3.93	1	1	0	100	0	0	0	<i>Rhodomys</i> sp.
A198	N/A	07/09/2005	Spring			2.81	1	1	0	100	0	0	0	<i>Rhodomys</i> sp.
A199	N/A	07/09/2005	Spring			5.36	1	1	0	100	0	0	0	<i>Otomys unisulcatus</i>
A300	N/A	07/09/2005	Spring			2.43	2	2	10	90	0	0	0	<i>Otomys unisulcatus</i>
A301A	N/A	07/09/2005	Spring			2.81	1	1	0	100	0	0	0	<i>Rhodomys</i> sp.
A301B	N/A	07/09/2005	Spring			4.68	2	2	50	50	0	0	0	<i>Rhodomys</i> sp.
A171A	Kelarny near Burrow C ATS 14	11/09/2005	Spring		G3	2.71	1	1	100	0	0	0	0	
A173A	Kelarny near Burrow C ATS 14	11/09/2005	Spring		G3	6.71	2	2	5	95	0	0	0	Unidentified
A175A	Kelarny near Burrow C ATS 14	11/09/2005	Spring		G3	1.27	1	1	100	0	0	0	0	
A176B	Kelarny near Burrow C ATS 14	11/09/2005	Spring		G3	1.79	1	2	100	0	0	0	0	
A177	Kelarny near Burrow C ATS 14	11/09/2005	Spring		G3	1.55	1	1	0	100	0	0	0	<i>Rhodomys</i> sp.
A178A	Kelarny near Burrow C ATS 14	11/09/2005	Spring		G3	1.99	2	2	50	50	0	0	0	<i>Rhodomys</i> sp.
A171B	N/A	12/09/2005	Spring			1.8	2	4	90	10	0	0	0	<i>Rhodomys</i> sp.
A171C	N/A	12/09/2005	Spring			2.8	2	2	95	5	0	0	0	<i>Rhodomys</i> sp.

Table A1: Continued.

Code	Location	Date	Season	Year	Group	Weight	#Cat	#Items	%V A	%V M	%V V	%V B	%V R	Mammal species
A170	Junction 10 Burrow south	15/09/2005	Spring		G2	3.19	2	2	30	70	0	0	0	<i>Rhodomys</i> sp.
A161A	Kelarny near Burrow C ATS 14	16/09/2005	Spring		G3	2.1	2	2	10	90	0	0	0	Unidentified
A165A	Kelarny near Burrow C ATS 14	16/09/2005	Spring		G3	1.76	2	2	40	60	0	0	0	<i>Otomys irroratus</i>
A166	Kelarny near Burrow C ATS 14	16/09/2005	Spring		G3	2.28	2	3	30	70	0	0	0	<i>Rhodomys</i> sp.
A167	Kelarny near Burrow C ATS 14	16/09/2005	Spring		G3	2.58	2	2	10	90	0	0	0	<i>Rhodomys</i> sp.
A161B	Grasslands Burrow B ATS 1	18/09/2005	Spring		G1	4.9	1	2	100	0	0	0	0	
A163	Kelarny near Burrow C ATS 14	18/09/2005	Spring		G3	7.92	1	1	100	0	0	0	0	
A158	Kelarny near Burrow C ATS 14	22/09/2005	Spring		G3	4.53	1	2	100	0	0	0	0	
A159	Kelarny near Burrow C ATS 14	22/09/2005	Spring		G3	4.38	1	1	100	0	0	0	0	
A115A	Kelarny near Burrow C ATS 14	26/09/2005	Spring		G3	4.56	1	1	100	0	0	0	0	
A116A	Kelarny near Burrow C ATS 14	26/09/2005	Spring		G3	2.41	2	2	99.5	0	0.5	0	0	
A151A	Grasslands Burrow B ATS 1	28/09/2005	Spring		G1	1.72	2	2	0	97.5	0	0	2.5	<i>Mus minutoides</i>
A151B	Grasslands Burrow B ATS 1	28/09/2005	Spring		G1	3.57	1	1	0	100	0	0	0	<i>Mus minutoides</i>
A153	Grasslands Burrow B ATS 1	28/09/2005	Spring		G1	1.11	2	2	99.75	0	0.25	0	0	
A155	Grasslands Burrow B ATS 1	28/09/2005	Spring		G1	2.75	2	2	2.5	97.5	0	0	0	<i>Micaelamys namaquensis</i>
A156	Grasslands Burrow D ATS 4	28/09/2005	Spring		G1	4.07	2	2	40	60	0	0	0	<i>Rhodomys</i> sp.
A157	Grasslands Burrow D ATS 4	28/09/2005	Spring		G1	1.82	1	1	100	0	0	0	0	
A11A	Grasslands Burrow D ATS 4	14/10/2005	Spring		G1	3.74	2	2	2.5	97.5	0	0	0	<i>Rhodomys</i> sp.
A193A	Grasslands Burrow D ATS 4	14/10/2005	Spring		G1	2.51	1	1	0	100	0	0	0	<i>Rhodomys</i> sp.
A195B	Grasslands Burrow D ATS 4	14/10/2005	Spring		G1	4.23	1	1	100	0	0	0	0	
A196B	Grasslands Burrow D ATS 4	14/10/2005	Spring		G1	2.32	3	3	10	88	2	0	0	Unidentified
A197B	Grasslands Burrow D ATS 4	14/10/2005	Spring		G1	1.08	1	2	100	0	0	0	0	
A1	Grasslands Burrow D ATS 4	15/10/2005	Spring		G1	2.8	1	1	100	0	0	0	0	
A10A	Grasslands Burrow D ATS 4	15/10/2005	Spring		G1	0.97	1	1	100	0	0	0	0	
A110A	Grasslands Burrow C ATS 4	15/10/2005	Spring		G1	4.43	2	3	5	95	0	0	0	<i>Rhodomys</i> sp.
A111A	Grasslands near Burrow A	15/10/2005	Spring		G1	2.41	1	2	100	0	0	0	0	
A111B	Grasslands near Burrow A	15/10/2005	Spring		G1	2.27	2	2	2.5	97.5	0	0	0	<i>Micaelamys namaquensis</i>

Table A1: Continued.

Code	Location	Date	Season	Year	Group	Weight	#Cat	#Items	%V A	%V M	%V V	%V B	%V R	Mammal species
A111C	Grasslands near Burrow B	15/10/2005	Spring		G1	3.07	1	2	100	0	0	0	0	
A111D	Grasslands near Burrow B	15/10/2005	Spring		G1	1.09	1	1	0	100	0	0	0	<i>Rhabdomys</i> sp.
A111E	Grasslands near Burrow B	15/10/2005	Spring		G1	3.79	2	2	100	0	0	0	0	<i>Rhabdomys</i> sp.
A113C	Grasslands near Burrow A	15/10/2005	Spring		G1	5.35	1	1	100	0	0	0	0	
A113D	Grasslands near Burrow B	15/10/2005	Spring		G1	1.92	2	2	0	97.5	0	0	2.5	Unidentified
A115B	Grasslands near Burrow B	15/10/2005	Spring		G1	3.34	2	3	90	10	0	0	0	<i>Mus minutoides</i>
A115C	Grasslands near Burrow B	15/10/2005	Spring		G1	4.67	2	2	2.5	97.5	0	0	0	<i>Rhabdomys</i> sp.
A116B	Grasslands near Burrow B	15/10/2005	Spring		G1	7.62	1	1	100	0	0	0	0	
A117A	Grasslands near Burrow B	15/10/2005	Spring		G1	3.79	2	2	30	0	0	0	70	
A118A	Grasslands near Burrow B	15/10/2005	Spring		G1	2.21	2	2	50	50	0	0	0	<i>Rhabdomys</i> sp.
A119A	Grasslands near Burrow B	15/10/2005	Spring		G1	3.67	1	1	100	0	0	0	0	
A11D	Grasslands Burrow D ATS 4	15/10/2005	Spring		G1	2.71	1	1	100	0	0	0	0	
A11F	Grasslands Burrow C ATS 4	15/10/2005	Spring		G1	2.64	1	2	100	0	0	0	0	
A11H	Grasslands Burrow C ATS 4	15/10/2005	Spring		G1	4.56	1	1	100	0	0	0	0	
A11K	Grasslands near Burrow B	15/10/2005	Spring		G1	5.11	1	1	0	100	0	0	0	<i>Rhabdomys</i> sp.
A13A	Grasslands Burrow D ATS 4	15/10/2005	Spring		G1	2.18	1	1	100	0	0	0	0	
A15A	Grasslands Burrow C ATS 4	15/10/2005	Spring		G1	2.81	1	1	100	0	0	0	0	
A16A	Grasslands Burrow C ATS 4	15/10/2005	Spring		G1	5.08	2	2	0	100	0	0	0	Unidentified
A17A	Grasslands Burrow C ATS 4	15/10/2005	Spring		G1	3.77	2	3	97.5	2.5	0	0	0	<i>Rhabdomys</i> sp.
A18A	Grasslands Burrow C ATS 4	15/10/2005	Spring		G1	4.36	2	2	40	60	0	0	0	<i>Micaelamys namaquensis</i>
A19A	Grasslands Burrow C ATS 4	15/10/2005	Spring		G1	2.43	2	2	30	70	0	0	0	Unidentified
A116C	Kelarny Burrow A ATS 14	16/10/2005	Spring		G3	2.63	2	2	5	95	0	0	0	<i>Rhabdomys</i> sp.
A117B	Kelarny Burrow A ATS 14	16/10/2005	Spring		G3	2.87	1	1	100	0	0	0	0	
A118B	Kelarny Burrow A ATS 14	16/10/2005	Spring		G3	2.12	1	1	100	0	0	0	0	
A119B	Kelarny Burrow A ATS 14	16/10/2005	Spring		G3	1.91	1	1	100	0	0	0	0	
A130A	Kelarny Burrow A ATS 14	16/10/2005	Spring		G3	4.86	1	2	100	0	0	0	0	
A131A	Kelarny Burrow A ATS 14	16/10/2005	Spring		G3	2.47	2	3	90	10	0	0	0	<i>Mus minutoides</i>

Table A1: Continued.

Code	Location	Date	Season	Year	Group	Weight	#Cat	#Items	%V A	%V M	%V V	%V B	%V R	Mammal species
A131B	Grasslands Burrow B ATS 1	21/10/2005	Spring		G1	1.92	2	2	0	99	1	0	0	<i>Otomys unisulcatus</i>
A133	Grasslands Burrow B ATS 1	21/10/2005	Spring		G1	3.26	3	3	2	97	1	0	0	<i>Grammomys cometes</i>
A110B	Kelarny Burrow A ATS 14	29/10/2005	Spring		G3	5.08	1	1	0	100	0	0	0	<i>Rhodomys</i> sp.
A111F	Kelarny Burrow A ATS 14	29/10/2005	Spring		G3	3.77	2	2	2.5	97.5	0	0	0	<i>Rhodomys</i> sp.
A111G	Kelarny Burrow A ATS 14	29/10/2005	Spring		G3	4.36	2	2	5	95	0	0	0	<i>Rhodomys</i> sp.
A113A	Kelarny Burrow A ATS 14	29/10/2005	Spring		G3	2.43	1	1	0	0	0	0	100	
A137A	Junction 10 Burrow north	29/10/2005	Spring		G2	1.87	1	1	100	0	0	0	0	
A138A	Junction 10 Burrow north	29/10/2005	Spring		G2	2.37	1	1	0	100	0	0	0	<i>Elephantulus rupestris</i>
A111I	Junction 10 burrow northwest	31/10/2005	Spring		G2	4.43	2	3	97.5	0	2.5	0	0	
A165B	N/A	07/11/2005	Spring			3.89	1	1	0	100	0	0	0	<i>Rhodomys</i> sp.
A190	Grasslands Burrow B ATS 1	19/11/2005	Spring		G1	3.68	2	2	5	95	0	0	0	Unidentified
A178B	Grasslands Burrow B ATS 1	05/12/2005	Summer		G1	2	1	1	100	0	0	0	0	
A179	Grasslands Burrow B ATS 1	05/12/2005	Summer		G1	4.03	1	1	100	0	0	0	0	
A180	Grasslands Burrow B ATS 1	05/12/2005	Summer		G1	0.77	1	3	100	0	0	0	0	
A181A	Grasslands Burrow B ATS 1	05/12/2005	Summer		G1	3.25	1	1	100	0	0	0	0	
A181B	Grasslands Burrow B ATS 1	05/12/2005	Summer		G1	3.14	1	1	100	0	0	0	0	
A181C	Grasslands Burrow B ATS 1	05/12/2005	Summer		G1	4.43	1	1	100	0	0	0	0	
A183	Grasslands Burrow B ATS 1	05/12/2005	Summer		G1	8.61	1	1	100	0	0	0	0	
A186	Grasslands Burrow B ATS 1	05/12/2005	Summer		G1	3.48	1	1	100	0	0	0	0	
A188	Grasslands Burrow B ATS 1	05/12/2005	Summer		G1	6.6	1	1	100	0	0	0	0	
A189	Grasslands Burrow B ATS 1	05/12/2005	Summer		G1	5.65	2	3	94	0	6	0	0	
A173B	Kentucky	12/12/2005	Summer			3.66	1	2	100	0	0	0	0	
A175B	Junction 10 burrow northwest	14/12/2005	Summer		G2	1.57	1	2	100	0	0	0	0	
A171	Junction 10 Burrow south	14/12/2005	N/A		G2	3.02	1	1	10	90	0	0	0	<i>Rhodomys</i> sp.
A111H	Grasslands Burrow B ATS 1	29/01/2006	Summer	Y1	G1	6.1	1	1	100	0	0	0	0	
A111J	Grasslands Burrow B ATS 1	29/01/2006	Summer	Y1	G1	1.85	1	2	100	0	0	0	0	
A113B	Grasslands Burrow B ATS 1	29/01/2006	Summer	Y1	G1	6.24	1	1	100	0	0	0	0	

Table A1: Continued.

Code	Location	Date	Season	Year	Group	Weight	#Cat	#Items	%V A	%V M	%V V	%V B	%V R	Mammal species
A115D	Grasslands Burrow B ATS 1	29/01/2006	Summer	Y1	G1	3.52	2	3	10	90	0	0	0	Unidentified
A116D	Grasslands Burrow B ATS 1	29/01/2006	Summer	Y1	G1	3.54	1	1	100	0	0	0	0	
A117C	Grasslands Burrow B ATS 1	29/01/2006	Summer	Y1	G1	4.76	1	1	100	0	0	0	0	
A118C	Grasslands Burrow B ATS 1	29/01/2006	Summer	Y1	G1	2.9	2	2	40	60	0	0	0	<i>Rhabdomys</i> sp.
A119D	Grasslands Burrow B ATS 1	29/01/2006	Summer	Y1	G1	5.92	1	1	100	0	0	0	0	
A130B	Grasslands Burrow B ATS 1	29/01/2006	Summer	Y1	G1	3.45	1	1	100	0	0	0	0	
A131C	Grasslands Burrow B ATS 1	29/01/2006	Summer	Y1	G1	2.51	1	1	100	0	0	0	0	
A131D	Grasslands Burrow B ATS 1	29/01/2006	Summer	Y1	G1	2.92	2	2	2.5	97.5	0	0	0	<i>Rhabdomys</i> sp.
A135A	Grasslands Burrow B ATS 1	29/01/2006	Summer	Y1	G1	3.74	2	2	2.5	7.5	0	0	90	<i>Rhabdomys</i> sp.
A136A	Grasslands Burrow B ATS 1	29/01/2006	Summer	Y1	G1	2.99	1	1	100	0	0	0	0	
A137B	Grasslands Burrow B ATS 1	29/01/2006	Summer	Y1	G1	4.02	1	1	0	100	0	0	0	<i>Rhabdomys</i> sp.
A138B	Grasslands Burrow B ATS 1	29/01/2006	Summer	Y1	G1	3.68	1	2	100	0	0	0	0	
A109	N/A	15/02/2006	Summer	Y1		4.03	1	1	0	100	0	0	0	<i>Mus minutoides</i>
A10B	N/A	15/02/2006	Summer	Y1		4.65	2	3	80	20	0	0	0	<i>Rhabdomys</i> sp.
A11B	N/A	15/02/2006	Summer	Y1		1.89	1	3	100	0	0	0	0	
A11E	N/A	15/02/2006	Summer	Y1		1.87	1	1	100	0	0	0	0	
A1X	Grasslands Burrow D ATS 4	20/02/2006	Summer	Y1	G1	3.74	1	2	100	0	0	0	0	
A96	Grasslands Burrow A ATS 4	20/02/2006	Summer	Y1	G1	2.24	1	3	100	0	0	0	0	
A1XX	Kelarny S1 of ATS 27	25/02/2006	Summer	Y1	G3	2.15	1	2	100	0	0	0	0	
A88	Kelarny S1 of ATS 27	25/02/2006	Summer	Y1	G3	1.24	1	1	100	0	0	0	0	
A89	Kelarny S1 of ATS 27	25/02/2006	Summer	Y1	G3	2.79	2	2	99	0	1	0	0	
A90	Kelarny S1 of ATS 27	25/02/2006	Summer	Y1	G3	1.77	1	2	100	0	0	0	0	
A78	Kelarny S1 of ATS 27	26/02/2006	Summer	Y1	G3	1.42	1	2	100	0	0	0	0	
A79	Kelarny S1 of ATS 27	26/02/2006	Summer	Y1	G3	2.43	2	3	97.5	0	2.5	0	0	
A80	Kelarny S1 of ATS 27	26/02/2006	Summer	Y1	G3	2.85	1	1	100	0	0	0	0	
A81	Kelarny S1 of ATS 27	26/02/2006	Summer	Y1	G3	2.25	1	1	100	0	0	0	0	
A87	Kelarny S1 of ATS 27	26/02/2006	Summer	Y1	G3	2.5	1	1	100	0	0	0	0	

Table A1: Continued.

Code	Location	Date	Season	Year	Group	Weight	#Cat	#Items	%V A	%V M	%V V	%V B	%V R	Mammal species
A60	Kelarny Burrow C ATS 14	08/03/2006	Autumn	Y1	G3	2.68	1	2	100	0	0	0	0	
A61A	Kelarny Burrow C ATS 14	08/03/2006	Autumn	Y1	G3	2.76	2	3	100	0	0	0	0	
A61B	Kelarny Burrow C ATS 14	08/03/2006	Autumn	Y1	G3	1.69	1	1	100	0	0	0	0	
A11G	Kelarny Burrow C ATS 14	13/03/2006	Autumn	Y1	G3	1.92	1	2	100	0	0	0	0	
A13B	Kelarny Burrow C ATS 14	13/03/2006	Autumn	Y1	G3	3.26	1	2	100	0	0	0	0	
A15B	Kelarny Burrow C ATS 14	13/03/2006	Autumn	Y1	G3	1.44	1	3	100	0	0	0	0	
A16B	Kelarny Burrow C ATS 14	13/03/2006	Autumn	Y1	G3	4.23	1	2	100	0	0	0	0	
A18B	Kelarny Burrow C ATS 14	13/03/2006	Autumn	Y1	G3	2.47	1	2	100	0	0	0	0	
A19B	Kelarny Burrow C ATS 14	13/03/2006	Autumn	Y1	G3	2.35	1	2	100	0	0	0	0	
A50	Kelarny Burrow C ATS 14	13/03/2006	Autumn	Y1	G3	2.88	1	1	100	0	0	0	0	
A51A	Kelarny Burrow C ATS 14	13/03/2006	Autumn	Y1	G3	1.32	1	2	100	0	0	0	0	
A51B	Kelarny Burrow C ATS 14	13/03/2006	Autumn	Y1	G3	2.3	1	2	100	0	0	0	0	
A51C	Kelarny Burrow C ATS 14	13/03/2006	Autumn	Y1	G3	2.16	1	2	100	0	0	0	0	
A53	Kelarny Burrow C ATS 14	13/03/2006	Autumn	Y1	G3	1.85	1	3	100	0	0	0	0	
A55	Kelarny Burrow C ATS 14	13/03/2006	Autumn	Y1	G3	2.98	1	2	100	0	0	0	0	
A56	Kelarny Burrow C ATS 14	13/03/2006	Autumn	Y1	G3	1.71	1	1	100	0	0	0	0	
A57	Kelarny Burrow C ATS 14	13/03/2006	Autumn	Y1	G3	1.83	1	2	100	0	0	0	0	
A58	Kelarny Burrow C ATS 14	13/03/2006	Autumn	Y1	G3	3.26	1	2	100	0	0	0	0	
A59	Kelarny Burrow C ATS 14	13/03/2006	Autumn	Y1	G3	1.38	1	3	100	0	0	0	0	
A10C	Kelarny Burrow C ATS 14	14/03/2006	Autumn	Y1	G3	1.91	1	2	100	0	0	0	0	
A11I	Kelarny Burrow C ATS 14	14/03/2006	Autumn	Y1	G3	4.86	1	2	100	0	0	0	0	
A11L	Kelarny Burrow C ATS 14	14/03/2006	Autumn	Y1	G3	2.47	1	3	100	0	0	0	0	
A39	Kelarny Burrow C ATS 14	14/03/2006	Autumn	Y1	G3	2.87	1	2	100	0	0	0	0	
A11M	Kelarny Burrow C ATS 14	24/03/2006	Autumn	Y1	G3	3.73	1	2	100	0	0	0	0	
A15C	Kelarny Burrow C ATS 14	24/03/2006	Autumn	Y1	G3	2.27	1	2	100	0	0	0	0	
A16C	Kelarny Burrow C ATS 14	24/03/2006	Autumn	Y1	G3	3.46	1	1	100	0	0	0	0	
A17B	Kelarny Burrow C ATS 14	24/03/2006	Autumn	Y1	G3	2.87	1	3	100	0	0	0	0	

Table A1: Continued.

Code	Location	Date	Season	Year	Group	Weight	#Cat	#Items	%V A	%V M	%V V	%V B	%V R	Mammal species
A18C	Kelarny Burrow C ATS 14	24/03/2006	Autumn	Y1	G3	2.18	1	2	100	0	0	0	0	
A19C	Kelarny Burrow C ATS 14	24/03/2006	Autumn	Y1	G3	1.95	1	2	100	0	0	0	0	
A30	Kelarny Burrow C ATS 14	24/03/2006	Autumn	Y1	G3	2.62	1	1	100	0	0	0	0	
A31B	Kelarny Burrow C ATS 14	24/03/2006	Autumn	Y1	G3	2.43	1	3	100	0	0	0	0	
A31D	Kelarny Burrow C ATS 14	24/03/2006	Autumn	Y1	G3	2.27	1	3	100	0	0	0	0	
A31E	Kelarny Burrow C ATS 14	24/03/2006	Autumn	Y1	G3	2.66	1	2	100	0	0	0	0	
A10D	Kelarny Burrow C ATS 14	31/03/2006	Autumn	Y1	G3	3.69	2	3	60	0	0	0	40	
A11J	Burrow near cage trap ATS 2	31/03/2006	Autumn	Y1		3.08	1	2	100	0	0	0	0	
A1A	Kelarny Burrow C ATS 14	31/03/2006	Autumn	Y1	G3	3.45	1	2	100	0	0	0	0	
A1B	Burrow near cage trap ATS 2	31/03/2006	Autumn	Y1		2.91	2	3	95	5	0	0	0	<i>Rhabdomys</i> sp.
A1C	Kelarny Burrow C ATS 14	31/03/2006	Autumn	Y1	G3	5.19	1	3	100	0	0	0	0	
A1D	Kelarny Burrow C ATS 14	31/03/2006	Autumn	Y1	G3	2.12	3	5	20	0	2	0	78	
A3	Kelarny Burrow C ATS 14	31/03/2006	Autumn	Y1	G3	3.42	1	3	100	0	0	0	0	
A5	Kelarny Burrow C ATS 14	31/03/2006	Autumn	Y1	G3	2.76	1	2	100	0	0	0	0	
A7	Kelarny Burrow C ATS 14	31/03/2006	Autumn	Y1	G3	4.73	1	2	100	0	0	0	0	
A8	Kelarny Burrow C ATS 14	31/03/2006	Autumn	Y1	G3	2.16	1	2	100	0	0	0	0	
A9	Kelarny Burrow C ATS 14	31/03/2006	Autumn	Y1	G3	2.68	1	2	100	0	0	0	0	
N10A	Kelarny Burrow C ATS 14	04/05/2006	Autumn	Y1	G3	1.74	1	2	100	0	0	0	0	
N1A	Kelarny Burrow C ATS 14	04/05/2006	Autumn	Y1	G3	1.58	1	2	100	0	0	0	0	
N8	Kelarny Burrow C ATS 14	04/05/2006	Autumn	Y1	G3	1.05	1	2	100	0	0	0	0	
N9	Kelarny Burrow C ATS 14	04/05/2006	Autumn	Y1	G3	0.88	1	2	100	0	0	0	0	
N11A	Grasslands Burrow C ATS 4	05/05/2006	Autumn	Y1	G1	1.77	1	1	100	0	0	0	0	
N15A	Kelarny Burrow C ATS 14	05/05/2006	Autumn	Y1	G3	2.17	1	1	100	0	0	0	0	
N16I	Kelarny Burrow C ATS 14	05/05/2006	Autumn	Y1	G3	1.99	1	1	100	0	0	0	0	
N17A	Kelarny Burrow C ATS 14	05/05/2006	Autumn	Y1	G3	4.46	1	1	100	0	0	0	0	
N18A	Grasslands Burrow A ATS 4	06/05/2006	Autumn	Y1	G1	4.56	1	3	100	0	0	0	0	
N19A	Latrine termite mound, J10	06/05/2006	Autumn	Y1	G2	1.18	1	1	100	0	0	0	0	

Table A1: Continued.

Code	Location	Date	Season	Year	Group	Weight	#Cat	#Items	%V A	%V M	%V V	%V B	%V R	Mammal species
N11D	Kelarny Burrow C ATS 14	08/05/2006	Autumn	Y1	G3	2.96	1	1	100	0	0	0	0	
N11G	Kelarny Burrow C ATS 14	08/05/2006	Autumn	Y1	G3	1.72	1	1	100	0	0	0	0	
N15B	Grasslands Burrow A ATS 4	08/05/2006	Autumn	Y1	G1	1.65	1	1	100	0	0	0	0	
N16A	Grasslands Burrow A ATS 4	08/05/2006	Autumn	Y1	G1	3.13	1	2	100	0	0	0	0	
N1B	Kelarny Burrow C ATS 14	08/05/2006	Autumn	Y1	G3	4.96	1	1	100	0	0	0	0	
N10A	Kelarny Burrow C ATS 14	15/05/2006	Autumn	Y1	G3	2.24	1	3	100	0	0	0	0	
N11K	Kelarny Burrow C ATS 14	15/05/2006	Autumn	Y1	G3	2.43	1	1	100	0	0	0	0	
N11M	Kelarny Burrow C ATS 14	15/05/2006	Autumn	Y1	G3	4.17	1	2	100	0	0	0	0	
N17B	Latrine bush eastward Burrow C ATS 14	15/05/2006	Autumn	Y1	G3	2.97	1	2	100	0	0	0	0	
N18B	Latrine bush eastward Burrow C ATS 14	15/05/2006	Autumn	Y1	G3	1.88	2	3	90	0	0	0	10	
N19B	Kelarny Burrow C ATS 14	15/05/2006	Autumn	Y1	G3	2.66	1	2	100	0	0	0	0	
N30	Kelarny Burrow C ATS 14	15/05/2006	Autumn	Y1	G3	3.34	1	1	100	0	0	0	0	
N311A	Kelarny Burrow C ATS 14	15/05/2006	Autumn	Y1	G3	1.87	1	3	100	0	0	0	0	
N31A	Kelarny Burrow C ATS 14	15/05/2006	Autumn	Y1	G3	2.94	1	1	100	0	0	0	0	
N31B	Kelarny Burrow C ATS 14	15/05/2006	Autumn	Y1	G3	2.12	1	1	100	0	0	0	0	
N33	Kelarny Burrow C ATS 14	15/05/2006	Autumn	Y1	G3	1.74	1	1	100	0	0	0	0	
N35	Kelarny Burrow C ATS 14	15/05/2006	Autumn	Y1	G3	3.9	1	1	100	0	0	0	0	
N36	Kelarny Burrow C ATS 14	15/05/2006	Autumn	Y1	G3	1.98	1	2	100	0	0	0	0	
N37	Kelarny Burrow C ATS 14	15/05/2006	Autumn	Y1	G3	2.64	1	2	100	0	0	0	0	
N39	Kelarny Burrow C ATS 14	15/05/2006	Autumn	Y1	G3	4.19	1	2	100	0	0	0	0	
N11A	Grasslands Burrow A ATS 4	16/05/2006	Autumn	Y1	G1	3.13	1	2	100	0	0	0	0	
N13A	Grasslands Burrow A ATS 4	16/05/2006	Autumn	Y1	G1	1.59	1	2	100	0	0	0	0	
N15C	Grasslands Burrow A ATS 4	16/05/2006	Autumn	Y1	G1	1.95	1	1	100	0	0	0	0	
N16B	Grasslands Burrow A ATS 4	16/05/2006	Autumn	Y1	G1	3.55	1	2	100	0	0	0	0	
N17C	Grasslands Burrow A ATS 4	16/05/2006	Autumn	Y1	G1	3	2	5	20	0	0	0	80	
N18C	Grasslands Burrow A ATS 4	16/05/2006	Autumn	Y1	G1	2.16	2	4	95	5	0	0	0	<i>Micamelmys namaquensis</i>
N19C	Grasslands Burrow A ATS 4	16/05/2006	Autumn	Y1	G1	3.47	1	2	100	0	0	0	0	

Table A1: Continued.

Code	Location	Date	Season	Year	Group	Weight	#Cat	#Items	%V A	%V M	%V V	%V B	%V R	Mammal species
N50	Grasslands Burrow A ATS 4	16/05/2006	Autumn	Y1	G1	3.23	1	2	100	0	0	0	0	
N51A	Grasslands Burrow A ATS 4	16/05/2006	Autumn	Y1	G1	4.36	1	2	100	0	0	0	0	
N51C	Grasslands Burrow A ATS 4	16/05/2006	Autumn	Y1	G1	2.43	1	1	100	0	0	0	0	
N51E	Grasslands Burrow A ATS 4	16/05/2006	Autumn	Y1	G1	3.75	2	3	2.5	97.5	0	0	0	<i>Rhodomys</i> sp.
N53	Grasslands Burrow A ATS 4	16/05/2006	Autumn	Y1	G1	4.56	1	2	100	0	0	0	0	
N55	Grasslands Burrow A ATS 4	16/05/2006	Autumn	Y1	G1	2.33	2	2	50	0	0	50	0	
N57	Grasslands Burrow A ATS 4	16/05/2006	Autumn	Y1	G1	4.11	1	3	100	0	0	0	0	
N58A	Grasslands Burrow A ATS 4	16/05/2006	Autumn	Y1	G1	4.98	1	1	100	0	0	0	0	
N61A	Grasslands Burrow D ATS 4	16/05/2006	Autumn	Y1	G1	3.53	1	3	100	0	0	0	0	
N69	Grasslands Burrow A ATS 4	17/05/2006	Autumn	Y1	G1	5.32	1	2	100	0	0	0	0	
N70	Grasslands Burrow A ATS 4	17/05/2006	Autumn	Y1	G1	2.62	1	1	100	0	0	0	0	
N79	Kelarny Burrow A ATS 14	26/05/2006	Autumn	Y1	G3	3.79	1	2	100	0	0	0	0	
N80	Grasslands Burrow A ATS 4	26/05/2006	Autumn	Y1	G1	2.28	1	2	100	0	0	0	0	
N81B	Grasslands Burrow A ATS 4	26/05/2006	Autumn	Y1	G1	3.5	1	2	100	0	0	0	0	
N81C	Grasslands Burrow A ATS 4	26/05/2006	Autumn	Y1	G1	3.54	1	3	100	0	0	0	0	
N81D	Grasslands Burrow E ATS 1	26/05/2006	Autumn	Y1	G1	2.89	1	2	100	0	0	0	0	
N83	Grasslands Burrow E ATS 1	26/05/2006	Autumn	Y1	G1	3.01	1	2	100	0	0	0	0	
N85	Grasslands Burrow A ATS 4	28/05/2006	Autumn	Y1	G1	3.63	1	2	100	0	0	0	0	
N86	Grasslands Burrow A ATS 4	28/05/2006	Autumn	Y1	G1	1.61	1	3	100	0	0	0	0	
N87	Kelarny Burrow A ATS 14	30/05/2006	Autumn	Y1	G3	7.61	1	2	100	0	0	0	0	
N88	Kelarny Burrow A ATS 14	30/05/2006	Autumn	Y1	G3	5.29	1	2	100	0	0	0	0	
N1A	Kelarny Burrow A ATS 14	03/06/2006	Winter	Y1	G3	5.46	3	3	2.5	47.5	0	0	50	<i>Micaelamys namaquensis</i>
N1B	Kelarny Burrow Rhino attack	03/06/2006	Winter	Y1	G3	3.92	1	1	100	0	0	0	0	
N93	Kelarny Burrow Rhino attack	03/06/2006	Winter	Y1	G3	3.61	1	1	100	0	0	0	0	
N101	Kelarny Burrow A ATS 14	15/06/2006	Winter	Y1	G3	2.39	1	2	100	0	0	0	0	
N105A	Kelarny Burrow A ATS 14	15/06/2006	Winter	Y1	G3	3.46	2	3	30	70	0	0	0	<i>Rhodomys</i> sp.
N106A	Kelarny Burrow A ATS 14	15/06/2006	Winter	Y1	G3	3.28	1	3	100	0	0	0	0	

Table A1: Continued.

Code	Location	Date	Season	Year	Group	Weight	#Cat	#Items	%V A	%V M	%V V	%V B	%V R	Mammal species
N107A	Kelarny Burrow A ATS 14	15/06/2006	Winter	Y1	G3	2.75	1	3	100	0	0	0	0	
N108A	Kelarny Burrow A ATS 14	15/06/2006	Winter	Y1	G3	2.21	1	1	100	0	0	0	0	
N109A	Kelarny Burrow A ATS 14	15/06/2006	Winter	Y1	G3	3.27	1	1	100	0	0	0	0	
N10B	Kelarny Burrow A ATS 14	15/06/2006	Winter	Y1	G3	2.58	1	2	100	0	0	0	0	
N111A	Kelarny Burrow A ATS 14	18/06/2006	Winter	Y1	G3	3.62	1	1	0	100	0	0	0	<i>Micaelamys namaquensis</i>
N111D	Kelarny Burrow A ATS 14	18/06/2006	Winter	Y1	G3	6.26	2	2	30	70	0	0	0	<i>Rhodomys</i> sp.
N111G	Kelarny Burrow A ATS 14	18/06/2006	Winter	Y1	G3	2.92	3	3	10	0	10	0	80	
N113A	Kelarny Burrow A ATS 14	18/06/2006	Winter	Y1	G3	2.15	2	2	99	0	1	0	0	
N115A	Kelarny Burrow A ATS 14	18/06/2006	Winter	Y1	G3	4.3	3	3	18	80	2	0	0	<i>Rhodomys</i> sp.
N117A	Kelarny Burrow A ATS 14	18/06/2006	Winter	Y1	G3	4	1	1	100	0	0	0	0	
N11N	Kelarny Burrow A ATS 14	18/06/2006	Winter	Y1	G3	8.12	1	1	100	0	0	0	0	
N11P	Kelarny Burrow A ATS 14	18/06/2006	Winter	Y1	G3	3.38	1	2	100	0	0	0	0	
N11S	Kelarny Burrow A ATS 14	18/06/2006	Winter	Y1	G3	3.13	1	2	100	0	0	0	0	
N13B	Kelarny Burrow A ATS 14	18/06/2006	Winter	Y1	G3	4.24	2	2	30	0	0	0	70	
N16C	Kelarny Burrow A ATS 14	18/06/2006	Winter	Y1	G3	4.86	1	2	100	0	0	0	0	
N17D	Kelarny Burrow A ATS 14	18/06/2006	Winter	Y1	G3	2.3	1	1	100	0	0	0	0	
N18D	Kelarny Burrow A ATS 14	18/06/2006	Winter	Y1	G3	2.49	1	1	0	100	0	0	0	<i>Rhodomys</i> sp.
N19D	Kelarny Burrow A ATS 14	18/06/2006	Winter	Y1	G3	2.43	1	1	100	0	0	0	0	
N1C	Kelarny Burrow A ATS 14	18/06/2006	Winter	Y1	G3	6.39	2	3	30	70	0	0	0	<i>Mus minutoides</i>
N119A	Kelarny Burrow A ATS 14	02/07/2006	Winter	Y1	G3	3.9	1	1	100	0	0	0	0	
N130A	Kelarny Burrow A ATS 14	02/07/2006	Winter	Y1	G3	3.76	2	2	50	50	0	0	0	<i>Rhodomys</i> sp.
N131B	Kelarny Burrow A ATS 14	02/07/2006	Winter	Y1	G3	4.33	1	1	100	0	0	0	0	
N131E	Kelarny Burrow A ATS 14	02/07/2006	Winter	Y1	G3	2.45	1	2	100	0	0	0	0	
N131H	Kelarny Burrow A ATS 14	02/07/2006	Winter	Y1	G3	3.73	1	2	100	0	0	0	0	
N133A	Kelarny Burrow A ATS 14	02/07/2006	Winter	Y1	G3	3.62	1	1	100	0	0	0	0	
N110A	Grasslands Burrow A ATS 4	03/07/2006	Winter	Y1	G1	2.98	1	2	100	0	0	0	0	
N111I	Grasslands Burrow A ATS 4	03/07/2006	Winter	Y1	G1	2.83	1	1	100	0	0	0	0	

Table A1: Continued.

Code	Location	Date	Season	Year	Group	Weight	#Cat	#Items	%V A	%V M	%V V	%V B	%V R	Mammal species
N111K	Grasslands Burrow A ATS 4	03/07/2006	Winter	Y1	G1	4.28	1	1	100	0	0	0	0	
N111M	Grasslands Burrow A ATS 4	03/07/2006	Winter	Y1	G1	0.79	1	1	100	0	0	0	0	
N113B	Grasslands Burrow A ATS 4	03/07/2006	Winter	Y1	G1	2.79	1	1	100	0	0	0	0	
N115B	Grasslands Burrow A ATS 4	03/07/2006	Winter	Y1	G1	2.1	1	1	100	0	0	0	0	
N116A	Grasslands Burrow A ATS 4	03/07/2006	Winter	Y1	G1	4.36	1	1	100	0	0	0	0	
N118A	Grasslands Burrow A ATS 4	03/07/2006	Winter	Y1	G1	1.93	2	2	2.5	97.5	0	0	0	<i>Rhabdomys</i> sp.
N119B	Grasslands Burrow A ATS 4	03/07/2006	Winter	Y1	G1	3.92	1	1	100	0	0	0	0	
N135A	Junction 10 area	03/07/2006	Winter	Y1	G2	3.14	1	2	100	0	0	0	0	
N136A	Grasslands Burrow A ATS 4	03/07/2006	Winter	Y1	G1	1.5	1	1	100	0	0	0	0	
N137A	Grasslands Burrow A ATS 4	03/07/2006	Winter	Y1	G1	2.18	2	2	98	0	2	0	0	
N138A	Grasslands Burrow A ATS 4	03/07/2006	Winter	Y1	G1	3.81	1	1	100	0	0	0	0	
N139A	Grasslands Burrow A ATS 4	03/07/2006	Winter	Y1	G1	3.85	1	2	100	0	0	0	0	
N150A	Grasslands Burrow A ATS 4	03/07/2006	Winter	Y1	G1	1.14	1	1	100	0	0	0	0	
N151A	Grasslands Burrow A ATS 4	03/07/2006	Winter	Y1	G1	3.07	1	1	100	0	0	0	0	
N151B	Grasslands Burrow A ATS 4	03/07/2006	Winter	Y1	G1	4.11	2	2	5	95	0	0	0	<i>Rhabdomys</i> sp.
N152	Grasslands Burrow A ATS 4	03/07/2006	Winter	Y1	G1	0.98	1	1	0	100	0	0	0	<i>Rhabdomys</i> sp.
N153A	Grasslands Burrow A ATS 4	03/07/2006	Winter	Y1	G1	7.45	1	1	100	0	0	0	0	
N159A	Grasslands Burrow E ATS 1	03/07/2006	Winter	Y1	G1	9.74	2	2	2.5	97.5	0	0	0	<i>Rhabdomys</i> sp.
N160A	Grasslands Burrow E ATS 1	03/07/2006	Winter	Y1	G1	1.49	2	2	15	85	0	0	0	<i>Rhabdomys</i> sp.
N161B	Grasslands Burrow E ATS 1	03/07/2006	Winter	Y1	G1	4.57	1	2	100	0	0	0	0	
N161E	Grasslands Burrow E ATS 1	03/07/2006	Winter	Y1	G1	5.89	1	1	100	0	0	0	0	
N171C	Kelarny Burrow A ATS 14	18/07/2006	Winter	Y1	G3	6.59	2	2	99	0	1	0	0	
N171F	Kelarny Burrow B ATS 14	18/07/2006	Winter	Y1	G3	3.39	1	1	100	0	0	0	0	
N171I	Kelarny Burrow B ATS 14	18/07/2006	Winter	Y1	G3	2.42	1	1	100	0	0	0	0	
N173A	Kelarny Burrow B ATS 14	18/07/2006	Winter	Y1	G3	1.75	1	1	100	0	0	0	0	
N175A	Kelarny Burrow B ATS 14	18/07/2006	Winter	Y1	G3	2.83	1	1	100	0	0	0	0	
N176A	Kelarny Burrow B ATS 14	18/07/2006	Winter	Y1	G3	2.3	1	1	100	0	0	0	0	

Table A1: Continued.

Code	Location	Date	Season	Year	Group	Weight	#Cat	#Items	%V A	%V M	%V V	%V B	%V R	Mammal species
N177A	Kelarny Burrow B ATS 14	18/07/2006	Winter	Y1	G3	4.15	1	1	100	0	0	0	0	
N178A	Kelarny Burrow B ATS 14	18/07/2006	Winter	Y1	G3	5.08	1	1	100	0	0	0	0	
N179A	Kelarny Burrow B ATS 14	18/07/2006	Winter	Y1	G3	3.95	1	2	100	0	0	0	0	
N180A	Kelarny Burrow B ATS 14	18/07/2006	Winter	Y1	G3	5.98	1	1	100	0	0	0	0	
N181C	Kelarny Burrow B ATS 14	18/07/2006	Winter	Y1	G3	2.75	1	1	100	0	0	0	0	
N181D	Kelarny Burrow B ATS 14	18/07/2006	Winter	Y1	G3	1.25	2	2	25	75	0	0	0	<i>Rhabdomys</i> sp.
N181E	Kelarny Burrow B ATS 14	18/07/2006	Winter	Y1	G3	1.71	1	1	100	0	0	0	0	
N183	Kelarny Burrow B ATS 14	18/07/2006	Winter	Y1	G3	3.7	2	2	30	70	0	0	0	<i>Rhabdomys</i> sp.
N185	Kelarny Burrow B ATS 14	18/07/2006	Winter	Y1	G3	2.34	1	1	100	0	0	0	0	
N186A	Kelarny Burrow B ATS 14	18/07/2006	Winter	Y1	G3	6.18	2	2	5	95	0	0	0	<i>Micaelamys namaquensis</i>
N110B	Grasslands Burrow A ATS 4	27/07/2006	Winter	Y1	G1	1.54	2	2	97	0	3	0	0	
N111N	Grasslands Burrow A ATS 4	27/07/2006	Winter	Y1	G1	2.1	2	2	5	95	0	0	0	<i>Rhabdomys</i> sp.
N113C	Grasslands Burrow D ATS 4	27/07/2006	Winter	Y1	G1	4.9	2	2	25	75	0	0	0	<i>Rhabdomys</i> sp.
N11B	Grasslands Burrow A ATS 4	27/07/2006	Winter	Y1	G1	4.21	2	2	30	70	0	0	0	<i>Mus minutoides</i>
N11E	Grasslands Burrow A ATS 4	27/07/2006	Winter	Y1	G1	2.51	1	1	100	0	0	0	0	
N11H	Grasslands Burrow A ATS 4	27/07/2006	Winter	Y1	G1	3.42	1	1	100	0	0	0	0	
N13C	Grasslands Burrow A ATS 4	27/07/2006	Winter	Y1	G1	5.43	1	1	100	0	0	0	0	
N15D	Grasslands Burrow A ATS 4	27/07/2006	Winter	Y1	G1	4.24	1	2	100	0	0	0	0	
N16D	Grasslands Burrow A ATS 4	27/07/2006	Winter	Y1	G1	2.35	1	1	100	0	0	0	0	
N17E	Grasslands Burrow A ATS 4	27/07/2006	Winter	Y1	G1	4.74	2	3	20	80	0	0	0	<i>Rhabdomys</i> sp.
N18E	Grasslands Burrow A ATS 4	27/07/2006	Winter	Y1	G1	3.25	1	2	100	0	0	0	0	
N199A	Grasslands Burrow A ATS 4	27/07/2006	Winter	Y1	G1	4.5	1	1	100	0	0	0	0	
N19E	Grasslands Burrow A ATS 4	27/07/2006	Winter	Y1	G1	4.41	2	3	97.5	0	2.5	0	0	
N1D	Grasslands Burrow A ATS 4	27/07/2006	Winter	Y1	G1	2.83	2	3	10	90	0	0	0	<i>Rhabdomys</i> sp.
N110C	Grasslands Burrow A ATS 4	17/08/2006	Winter	Y1	G1	3.85	1	1	100	0	0	0	0	
N111O	Grasslands Burrow A ATS 4	17/08/2006	Winter	Y1	G1	3.8	2	2	5	95	0	0	0	Unidentified
N119C	Kelarny Burrow A ATS 14	17/08/2006	Winter	Y1	G3	2.32	1	3	100	0	0	0	0	

Table A1: Continued.

Code	Location	Date	Season	Year	Group	Weight	#Cat	#Items	%V A	%V M	%V V	%V B	%V R	Mammal species
N131C	Grasslands Burrow A ATS 4	17/08/2006	Winter	Y1	G1	4.36	2	2	30	70	0	0	0	<i>Rhodomys</i> sp.
N131F	Grasslands Burrow A ATS 4	17/08/2006	Winter	Y1	G1	2.43	1	1	100	0	0	0	0	
N133B	Grasslands Burrow A ATS 4	17/08/2006	Winter	Y1	G1	6.11	1	1	100	0	0	0	0	
N135B	Grasslands Burrow A ATS 4	17/08/2006	Winter	Y1	G1	2.95	1	1	100	0	0	0	0	
N136B	Grasslands Burrow A ATS 4	17/08/2006	Winter	Y1	G1	5.44	1	1	100	0	0	0	0	
N137B	Grasslands Burrow A ATS 4	17/08/2006	Winter	Y1	G1	6.34	1	2	100	0	0	0	0	
N139B	Grasslands Burrow A ATS 4	17/08/2006	Winter	Y1	G1	2.68	1	1	100	0	0	0	0	
N150B	Kelarny Burrow A ATS 14	17/08/2006	Winter	Y1	G3	2.22	2	3	98	0	2	0	0	
N151C	Kelarny Burrow A ATS 14	17/08/2006	Winter	Y1	G3	2.85	2	3	5	95	0	0	0	<i>Rhodomys</i> sp.
N151D	Kelarny Burrow A ATS 14	17/08/2006	Winter	Y1	G3	4.33	2	3	35	65	0	0	0	<i>Rhodomys</i> sp.
N151E	Kelarny Burrow A ATS 14	17/08/2006	Winter	Y1	G3	1.2	1	2	100	0	0	0	0	
N153B	Kelarny Burrow A ATS 14	17/08/2006	Winter	Y1	G3	2.11	1	1	100	0	0	0	0	
N155	Kelarny Burrow A ATS 14	17/08/2006	Winter	Y1	G3	2.53	1	1	0	100	0	0	0	<i>Rhodomys</i> sp.
N157A	Kelarny Burrow C ATS 14	17/08/2006	Winter	Y1	G3	2.21	1	1	100	0	0	0	0	
N158	Kelarny Burrow C ATS 14	17/08/2006	Winter	Y1	G3	2.66	1	1	100	0	0	0	0	
N161C	Kelarny Burrow A ATS 14	21/09/2006	Spring	Y1	G3	2.07	1	2	100	0	0	0	0	
N161F	Kelarny Burrow A ATS 14	21/09/2006	Spring	Y1	G3	6.42	1	1	0	100	0	0	0	<i>Micaelamys namaquensis</i>
N161H	Kelarny Burrow A ATS 14	21/09/2006	Spring	Y1	G3	3.04	1	1	0	100	0	0	0	<i>Micaelamys namaquensis</i>
N163A	Kelarny Burrow A ATS 14	21/09/2006	Spring	Y1	G3	3.55	1	1	0	100	0	0	0	<i>Rhodomys</i> sp.
N166A	Kelarny Burrow A ATS 14	21/09/2006	Spring	Y1	G3	2.16	3	4	2	97.5	0.5	0	0	<i>Rhodomys</i> sp.
N167A	Kelarny Burrow A ATS 14	21/09/2006	Spring	Y1	G3	4.03	1	2	100	0	0	0	0	
N170A	Kelarny Burrow A ATS 14	21/09/2006	Spring	Y1	G3	4.69	2	3	2.5	97.5	0	0	0	<i>Rhodomys</i> sp.
N171D	Kelarny Burrow A ATS 14	21/09/2006	Spring	Y1	G3	5.16	1	1	0	100	0	0	0	<i>Rhodomys</i> sp.
N171G	Kelarny Burrow A ATS 14	21/09/2006	Spring	Y1	G3	7.46	1	1	0	100	0	0	0	<i>Rhodomys</i> sp.
N173B	Kelarny Burrow A ATS 14	21/09/2006	Spring	Y1	G3	3.83	1	1	100	0	0	0	0	
N171J	Grasslands Burrow A ATS 4	22/09/2006	Spring	Y1	G1	1.71	1	1	0	100	0	0	0	<i>Rhodomys</i> sp.
N175B	Grasslands Burrow A ATS 4	22/09/2006	Spring	Y1	G1	2.5	1	1	0	100	0	0	0	<i>Rhodomys</i> sp.

Table A1: Continued.

Code	Location	Date	Season	Year	Group	Weight	#Cat	#Items	%V A	%V M	%V V	%V B	%V R	Mammal species
N176B	Grasslands Burrow A ATS 4	22/09/2006	Spring	Y1	G1	2.56	1	1	0	100	0	0	0	<i>Rhabdomys</i> sp.
N177B	Grasslands Burrow A ATS 4	22/09/2006	Spring	Y1	G1	6.34	2	2	0	99.5	0.5	0	0	<i>Rhabdomys</i> sp.
N178B	Grasslands Burrow A ATS 4	22/09/2006	Spring	Y1	G1	2.51	1	1	100	0	0	0	0	
N179B	Grasslands Burrow A ATS 4	22/09/2006	Spring	Y1	G1	3.82	1	2	100	0	0	0	0	
N180B	Grasslands Burrow A ATS 4	22/09/2006	Spring	Y1	G1	1.91	1	2	100	0	0	0	0	
N181A	Grasslands Burrow A ATS 4	22/09/2006	Spring	Y1	G1	2.28	1	1	0	100	0	0	0	<i>Rhabdomys</i> sp.
N187A	Junction 10, first burrow towards east	24/09/2006	Spring	Y1	G2	3.34	2	2	98	0	2	0	0	
N11T	Grasslands Burrow A ATS 4	01/10/2006	Spring	Y1	G1	4.11	1	1	100	0	0	0	0	
N11W	Grasslands near Burrow A	01/10/2006	Spring	Y1	G1	3.87	1	1	100	0	0	0	0	
N189	Grasslands Burrow A ATS 4	01/10/2006	Spring	Y1	G1	1.61	2	2	20	80	0	0	0	<i>Mus minutoides</i>
N190A	Grasslands Burrow A ATS 4	01/10/2006	Spring	Y1	G1	3.02	2	3	10	90	0	0	0	<i>Micaelamys namaquensis</i>
N193A	Grasslands near Burrow A	01/10/2006	Spring	Y1	G1	1.92	1	1	100	0	0	0	0	
N301	Kelarny Burrow D of ATS 14	19/10/2006	Spring	Y1	G3	7.62	2	3	90	10	0	0	0	Unidentified
N303	Kelarny Burrow D of ATS 14	19/10/2006	Spring	Y1	G3	6.9	2	2	98	2	0	0	0	<i>Rhabdomys</i> sp.
N305	Kelarny Burrow D of ATS 14	19/10/2006	Spring	Y1	G3	3.79	2	2	80	20	0	0	0	Unidentified
N307	Kelarny Burrow D of ATS 14	20/10/2006	Spring	Y1	G3	6.62	3	3	90	5	5	0	0	<i>Rhabdomys</i> sp.
N308	Kelarny Burrow D of ATS 14	20/10/2006	Spring	Y1	G3	3.27	2	2	95	5	0	0	0	<i>Grammomys cometes</i>
N309	Kelarny Burrow D of ATS 14	20/10/2006	Spring	Y1	G3	4.45	1	1	100	0	0	0	0	
N31	Grasslands Burrow D ATS 4	20/10/2006	Spring	Y1	G1	9.05	1	1	100	0	0	0	0	
N310	Grasslands Burrow D ATS 4	20/10/2006	Spring	Y1	G1	7.33	1	1	100	0	0	0	0	
N313	Kelarny Burrow D of ATS 14	22/10/2006	Spring	Y1	G3	3.37	1	4	100	0	0	0	0	
N311B	Kelarny Burrow D of ATS 14	23/10/2006	Spring	Y1	G3	2.62	1	1	100	0	0	0	0	
N315A	Kelarny Burrow D of ATS 14	23/10/2006	Spring	Y1	G3	4.53	1	1	100	0	0	0	0	
N315B	Grasslands Burrow D ATS 4	30/11/2006	Spring	Y1	G1	5.83	1	1	0	0	0	0	100	
N356	Kelarny Burrow E of ATS 14	18/01/2007	Summer	Y2	G3	5.57	1	2	100	0	0	0	0	
N357	Kelarny Burrow E of ATS 14	18/01/2007	Summer	Y2	G3	1.42	1	1	100	0	0	0	0	
N358	Kelarny Burrow E of ATS 14	18/01/2007	Summer	Y2	G3	1.46	1	1	100	0	0	0	0	

Table A1: Continued.

Code	Location	Date	Season	Year	Group	Weight	#Cat	#Items	%V A	%V M	%V V	%V B	%V R	Mammal species
N359	Kelarny Burrow E of ATS 14	18/01/2007	Summer	Y2	G3	2.22	1	1	100	0	0	0	0	
N360	Kelarny Burrow E of ATS 14	18/01/2007	Summer	Y2	G3	2	1	3	100	0	0	0	0	
N361A	Kelarny Burrow E of ATS 14	18/01/2007	Summer	Y2	G3	1.06	1	1	100	0	0	0	0	
N361B	Kelarny Burrow E of ATS 14	18/01/2007	Summer	Y2	G3	2.49	1	1	100	0	0	0	0	
N361C	Kelarny Burrow E of ATS 14	18/01/2007	Summer	Y2	G3	3.21	1	2	100	0	0	0	0	
N363	Kelarny Burrow E of ATS 14	18/01/2007	Summer	Y2	G3	1.25	1	1	100	0	0	0	0	
N365	Kelarny Burrow E of ATS 14	18/01/2007	Summer	Y2	G3	3.01	1	1	100	0	0	0	0	
N366	Kelarny Burrow E of ATS 14	18/01/2007	Summer	Y2	G3	1.65	1	2	100	0	0	0	0	
N367	Kelarny Burrow D of ATS 14	18/01/2007	Summer	Y2	G3	1.13	1	3	100	0	0	0	0	
N387	Grasslands Burrow A ATS 4	29/01/2007	Summer	Y2	G1	1.39	1	2	100	0	0	0	0	
N388	Grasslands Burrow A ATS 4	29/01/2007	Summer	Y2	G1	3.28	1	3	100	0	0	0	0	
N389	Grasslands Burrow A ATS 4	29/01/2007	Summer	Y2	G1	3.16	1	1	100	0	0	0	0	
N108B	Burrow near Junction 10	19/03/2007	Summer	Y2	G2	2.19	1	2	100	0	0	0	0	
N109B	Burrow near Junction 10	19/03/2007	Summer	Y2	G2	2.6	1	2	100	0	0	0	0	
N110D	Burrow near Junction 10	19/03/2007	Summer	Y2	G2	7.12	1	2	100	0	0	0	0	
N111P	Burrow near Junction 10	19/03/2007	Summer	Y2	G2	4.71	1	2	100	0	0	0	0	
N111Q	Burrow near Junction 10	19/03/2007	Summer	Y2	G2	5.52	1	2	100	0	0	0	0	
N113D	Burrow near Junction 10	19/03/2007	Summer	Y2	G2	4.77	1	1	100	0	0	0	0	
N115C	Burrow near Junction 10	19/03/2007	Summer	Y2	G2	4.47	1	2	100	0	0	0	0	
N11B	Burrow near Junction 10	19/03/2007	Summer	Y2	G2	6.24	1	2	100	0	0	0	0	
N101A	Burrow near Junction 10	19/03/2007	Autumn	Y2	G2	6.41	1	1	100	0	0	0	0	
N101D	Burrow near Junction 10	19/03/2007	Autumn	Y2	G2	3.29	1	1	100	0	0	0	0	
N103A	Burrow near Junction 10	19/03/2007	Autumn	Y2	G2	2.12	1	1	100	0	0	0	0	
N105B	Burrow near Junction 10	19/03/2007	Autumn	Y2	G2	4.22	1	3	100	0	0	0	0	
N106B	Burrow near Junction 10	19/03/2007	Autumn	Y2	G2	1.94	1	2	100	0	0	0	0	
N107B	Burrow near Junction 10	19/03/2007	Autumn	Y2	G2	6.01	1	1	100	0	0	0	0	
N110E	Grasslands Burrow A ATS 4	15/04/2007	Autumn	Y2	G1	2.73	1	3	100	0	0	0	0	

Table A1: Continued.

Code	Location	Date	Season	Year	Group	Weight	#Cat	#Items	%V A	%V M	%V V	%V B	%V R	Mammal species
N111R	Grasslands Burrow A ATS 4	15/04/2007	Autumn	Y2	G1	3.91	1	1	100	0	0	0	0	
N118B	Grasslands Burrow A ATS 4	15/04/2007	Autumn	Y2	G1	2.68	1	1	100	0	0	0	0	
N138B	Grasslands Burrow A ATS 4	15/04/2007	Autumn	Y2	G1	3.3	1	2	100	0	0	0	0	
N139C	Grasslands Burrow A ATS 4	15/04/2007	Autumn	Y2	G1	3.46	1	2	100	0	0	0	0	
N159B	Grasslands Burrow A ATS 4	18/04/2007	Autumn	Y2	G1	3.58	1	1	100	0	0	0	0	
N160B	Grasslands Burrow A ATS 4	18/04/2007	Autumn	Y2	G1	3.89	1	1	100	0	0	0	0	
N161D	Grasslands Burrow A ATS 4	18/04/2007	Autumn	Y2	G1	4.78	1	1	100	0	0	0	0	
N161G	Grasslands Burrow A ATS 4	18/04/2007	Autumn	Y2	G1	5.43	1	1	100	0	0	0	0	
N161I	Grasslands Burrow A ATS 4	18/04/2007	Autumn	Y2	G1	3.19	1	2	100	0	0	0	0	
N163B	Grasslands Burrow A ATS 4	18/04/2007	Autumn	Y2	G1	1.88	1	1	100	0	0	0	0	
N165A	Grasslands Burrow A ATS 4	18/04/2007	Autumn	Y2	G1	2.99	1	1	100	0	0	0	0	
N166B	Grasslands Burrow A ATS 4	18/04/2007	Autumn	Y2	G1	3.37	1	1	100	0	0	0	0	
N167B	Grasslands Burrow A ATS 4	18/04/2007	Autumn	Y2	G1	5.1	1	1	100	0	0	0	0	
N169A	Grasslands Burrow A ATS 4	18/04/2007	Autumn	Y2	G1	3.66	1	3	100	0	0	0	0	
N171A	Kelarny Burrow A ATS 14	18/04/2007	Autumn	Y2	G3	1.9	1	2	100	0	0	0	0	
N1C	Kelarny Burrow C ATS 14	02/05/2007	Autumn	Y2	G3	4.64	1	1	100	0	0	0	0	
N1D	Kelarny Burrow C ATS 14	02/05/2007	Autumn	Y2	G3	2.18	1	2	100	0	0	0	0	
N1E	Kelarny Burrow C ATS 14	02/05/2007	Autumn	Y2	G3	1.3	1	2	100	0	0	0	0	
N3	Kelarny Burrow C ATS 14	02/05/2007	Autumn	Y2	G3	1.87	1	1	100	0	0	0	0	
N5	Kelarny Burrow C ATS 14	02/05/2007	Autumn	Y2	G3	3.01	2	3	20	0	0	0	80	
N6	Kelarny Burrow C ATS 14	02/05/2007	Autumn	Y2	G3	2.27	1	2	100	0	0	0	0	
N7A	Kelarny Burrow C ATS 14	02/05/2007	Autumn	Y2	G3	3.59	1	1	100	0	0	0	0	
N181B	Kelarny Burrow A ATS 14	26/05/2007	Autumn	Y2	G3	2.08	1	2	100	0	0	0	0	
N11Q	Grasslands Burrow A ATS 4	29/05/2007	Autumn	Y2	G1	2.19	1	3	100	0	0	0	0	
N11U	Grasslands Burrow A ATS 4	29/05/2007	Autumn	Y2	G1	1.43	1	2	100	0	0	0	0	
N187B	Kelarny Burrow A ATS 14	29/05/2007	Autumn	Y2	G3	2.34	1	2	100	0	0	0	0	
N188	Grasslands Burrow A ATS 4	29/05/2007	Autumn	Y2	G1	2.59	1	2	100	0	0	0	0	

Table A1: Continued.

Code	Location	Date	Season	Year	Group	Weight	#Cat	#Items	%V A	%V M	%V V	%V B	%V R	Mammal species
N190B	Grasslands Burrow A ATS 4	29/05/2007	Autumn	Y2	G1	1.72	1	2	100	0	0	0	0	
N193B	Grasslands Burrow A ATS 4	29/05/2007	Autumn	Y2	G1	2.62	1	3	100	0	0	0	0	
N195A	Grasslands Burrow A ATS 4	29/05/2007	Autumn	Y2	G1	2.97	1	1	100	0	0	0	0	
N196A	Grasslands Burrow A ATS 4	29/05/2007	Autumn	Y2	G1	2.41	3	3	70	25	5	0	0	<i>Rhabdomys</i> sp.
N197A	Grasslands Burrow A ATS 4	29/05/2007	Autumn	Y2	G1	2.38	1	2	100	0	0	0	0	
N198	Grasslands Burrow A ATS 4	29/05/2007	Autumn	Y2	G1	2.83	1	1	100	0	0	0	0	
N199B	Grasslands Burrow A ATS 4	29/05/2007	Autumn	Y2	G1	2.8	1	2	100	0	0	0	0	
N500	Grasslands Burrow A ATS 4	29/05/2007	Autumn	Y2	G1	3.11	1	2	100	0	0	0	0	
N501A	Grasslands Burrow A ATS 4	29/05/2007	Autumn	Y2	G1	2.11	1	2	100	0	0	0	0	
N501B	Grasslands Burrow A ATS 4	29/05/2007	Autumn	Y2	G1	2.91	1	1	100	0	0	0	0	
N503	Grasslands Burrow A ATS 4	29/05/2007	Autumn	Y2	G1	1.53	1	1	100	0	0	0	0	
N511A	First burrow northward (young), J10	10/06/2007	Autumn	Y2	G2	2.41	1	1	100	0	0	0	0	
N517	Grasslands Burrow A ATS 4	10/06/2007	Autumn	Y2	G1	1.79	1	1	100	0	0	0	0	
N535	Near bush, northward, Junction 10	10/06/2007	Autumn	Y2	G2	5.35	1	1	100	0	0	0	0	
N510A	First burrow northward (young), J10	10/06/2007	Winter	Y2	G2	5.95	1	1	100	0	0	0	0	
N511B	First burrow northward (young), J10	10/06/2007	Winter	Y2	G2	3.5	2	3	30	70	0	0	0	<i>Rhabdomys</i> sp.
N511C	First burrow northward (young), J10	10/06/2007	Winter	Y2	G2	7.6	2	2	5	95	0	0	0	<i>Rhabdomys</i> sp.
N513	First burrow northward (young), J10	10/06/2007	Winter	Y2	G2	3.69	2	4	70	30	0	0	0	<i>Rhabdomys</i> sp.
N515	First burrow northward (young), J10	10/06/2007	Winter	Y2	G2	2.43	2	2	5	95	0	0	0	<i>Rhabdomys</i> sp.
N516	First burrow northward (young), J10	10/06/2007	Winter	Y2	G2	3	1	1	100	0	0	0	0	
N518	Grasslands Burrow A ATS 4	10/06/2007	Winter	Y2	G1	4.43	1	1	100	0	0	0	0	
N519	Grasslands Burrow A ATS 4	10/06/2007	Winter	Y2	G1	1.89	1	3	100	0	0	0	0	
N530	Grasslands Burrow A ATS 4	10/06/2007	Winter	Y2	G1	4.57	1	1	0	100	0	0	0	<i>Micaelamys namaquensis</i>
N531B	Grasslands Burrow A ATS 4	10/06/2007	Winter	Y2	G1	2.87	1	1	0	100	0	0	0	<i>Otomys unisulcatus</i>
N531C	Grasslands Burrow A ATS 4	10/06/2007	Winter	Y2	G1	2.69	2	2	5	95	0	0	0	<i>Rhabdomys</i> sp.
N533	Grasslands Burrow A ATS 4	10/06/2007	Winter	Y2	G1	2.41	1	2	100	0	0	0	0	
N536	First burrow northward (young), J10	10/06/2007	Winter	Y2	G2	2.07	1	1	100	0	0	0	0	

Table A1: Continued.

Code	Location	Date	Season	Year	Group	Weight	#Cat	#Items	%V A	%V M	%V V	%V B	%V R	Mammal species
N537	First burrow northward (young), J10	10/06/2007	Winter	Y2	G2	2.27	1	2	100	0	0	0	0	
N538	First burrow northward (young), J10	10/06/2007	Winter	Y2	G2	4.11	1	2	100	0	0	0	0	
N539	First burrow northward (young), J10	10/06/2007	Winter	Y2	G2	1.44	1	1	100	0	0	0	0	
N561A	Kelarny Burrow A ATS 27	15/06/2007	Winter	Y2	G3	3.7	2	2	10	90	0	0	0	<i>Grammomys cometes</i>
N561B	Kelarny Burrow A ATS 27	15/06/2007	Winter	Y2	G3	3.66	2	2	10	90	0	0	0	<i>Elephantulus rupestris</i>
N563	Kelarny Burrow A ATS 27	15/06/2007	Winter	Y2	G3	3.06	1	1	100	0	0	0	0	
N565	Kelarny Burrow A ATS 27	15/06/2007	Winter	Y2	G3	3.94	2	2	100	0	0	0	0	<i>Rhodomys</i> sp.
N566	Kelarny Burrow A ATS 27	15/06/2007	Winter	Y2	G3	3.78	2	2	10	90	0	0	0	<i>Micaelamys namaquensis</i>
N569	Kelarny Burrow A ATS 27	15/06/2007	Winter	Y2	G3	3.28	1	1	100	0	0	0	0	
N570	Kelarny Burrow A ATS 27	15/06/2007	Winter	Y2	G3	3.73	2	2	60	40	0	0	0	<i>Rhodomys</i> sp.
N571A	Kelarny Burrow A ATS 27	15/06/2007	Winter	Y2	G3	3.99	1	1	0	100	0	0	0	<i>Rhodomys</i> sp.
N571B	Kelarny Burrow "B" ATS 27 (near road)	15/06/2007	Winter	Y2	G3	1.45	1	3	100	0	0	0	0	
N571C	Kelarny Burrow C ATS 14	15/06/2007	Winter	Y2	G3	2.05	2	2	80	20	0	0	0	<i>Rhodomys</i> sp.
N573	Kelarny Burrow "B" ATS 27 (near road)	15/06/2007	Winter	Y2	G3	1.47	2	2	5	95	0	0	0	Unidentified
N51B	Grasslands Burrow A ATS 4	12/07/2007	Winter	Y2	G1	5.32	2	2	70	30	0	0	0	<i>Rhodomys</i> sp.
N51D	Grasslands Burrow A ATS 4	12/07/2007	Winter	Y2	G1	3.79	2	2	50	50	0	0	0	<i>Rhodomys</i> sp.
N576	Grasslands Burrow A ATS 4	12/07/2007	Winter	Y2	G1	1.69	2	2	40	60	0	0	0	<i>Elephantulus rupestris</i>
N577	Grasslands Burrow A ATS 4	12/07/2007	Winter	Y2	G1	4.26	1	2	100	0	0	0	0	
N578	Grasslands Burrow A ATS 4	12/07/2007	Winter	Y2	G1	2.11	1	1	100	0	0	0	0	
N579	Grasslands Burrow A ATS 4	12/07/2007	Winter	Y2	G1	4.24	3	3	0	99	1	0	0	<i>Elephantulus rupestris</i>
N580	Grasslands Burrow A ATS 4	12/07/2007	Winter	Y2	G1	3.67	1	2	100	0	0	0	0	
N581A	Grasslands Burrow A ATS 4	12/07/2007	Winter	Y2	G1	2.32	2	3	5	95	0	0	0	<i>Grammomys cometes</i>
N581B	Grasslands Burrow A ATS 4	12/07/2007	Winter	Y2	G1	3.82	2	2	0	90	0	0	10	<i>Rhodomys</i> sp.
N581C	Grasslands Burrow A ATS 4	12/07/2007	Winter	Y2	G1	2.76	1	2	100	0	0	0	0	
N583	Grasslands Burrow A ATS 4	12/07/2007	Winter	Y2	G1	6.87	2	2	40	0	0	60	0	
N585	Grasslands Burrow A ATS 4	12/07/2007	Winter	Y2	G1	4.73	1	1	0	100	0	0	0	<i>Rhodomys</i> sp.
N586	Grasslands Burrow A ATS 4	12/07/2007	Winter	Y2	G1	3.08	1	1	100	0	0	0	0	

Table A1: Continued.

Code	Location	Date	Season	Year	Group	Weight	#Cat	#Items	%V A	%V M	%V V	%V B	%V R	Mammal species
N587	Grasslands Burrow A ATS 4	12/07/2007	Winter	Y2	G1	2.92	1	1	100	0	0	0	0	
N588	Grasslands Burrow A ATS 4	12/07/2007	Winter	Y2	G1	2.51	2	2	5	95	0	0	0	<i>Rhabdomys</i> sp.
N589	Grasslands Burrow A ATS 4	12/07/2007	Winter	Y2	G1	3.87	1	1	0	100	0	0	0	<i>Rhabdomys</i> sp.
N590	Grasslands Burrow A ATS 4	12/07/2007	Winter	Y2	G1	2.6	1	1	100	0	0	0	0	
N599	First burrow northward (young), J10	14/07/2007	Winter	Y2	G2	3.07	1	2	100	0	0	0	0	
N600	First burrow northward (young), J10	14/07/2007	Winter	Y2	G2	2.79	1	1	100	0	0	0	0	
N601A	First burrow northward (young), J10	14/07/2007	Winter	Y2	G2	2.69	2	2	80	20	0	0	0	<i>Rhabdomys</i> sp.
N601B	First burrow northward (young), J10	14/07/2007	Winter	Y2	G2	2.7	2	2	95	5	0	0	0	<i>Rhabdomys</i> sp.
N601C	First burrow northward (young), J10	14/07/2007	Winter	Y2	G2	1.98	2	2	5	95	0	0	0	<i>Rhabdomys</i> sp.
N603A	First burrow northward (young), J10	14/07/2007	Winter	Y2	G2	8.19	1	1	0	100	0	0	0	<i>Micaelamys namaquensis</i>
N605	First burrow northward (young), J10	14/07/2007	Winter	Y2	G2	2.74	2	2	30	70	0	0	0	<i>Grammomys cometes</i>
N607	First burrow northward (young), J10	14/07/2007	Winter	Y2	G2	2.68	2	2	5	95	0	0	0	<i>Grammomys cometes</i>
N608A	First burrow northward (young), J10	14/07/2007	Winter	Y2	G2	1.87	1	3	100	0	0	0	0	
N609	First burrow northward (young), J10	14/07/2007	Winter	Y2	G2	2.88	1	1	100	0	0	0	0	
N610	First burrow northward (young), J10	14/07/2007	Winter	Y2	G2	2.57	2	2	80	20	0	0	0	<i>Grammomys cometes</i>
N611A	First burrow northward (young), J10	14/07/2007	Winter	Y2	G2	5.14	1	2	100	0	0	0	0	
N611B	First burrow northward (young), J10	14/07/2007	Winter	Y2	G2	2.51	2	3	30	70	0	0	0	Unidentified
N611C	First burrow northward (young), J10	14/07/2007	Winter	Y2	G2	2.56	2	2	0	94	6	0	0	Unidentified
N613	First burrow northward (young), J10	14/07/2007	Winter	Y2	G2	1.31	1	1	100	0	0	0	0	
N615A	First burrow northward (young), J10	14/07/2007	Winter	Y2	G2	1.77	2	3	30	70	0	0	0	<i>Mus minutoides</i>
N616A	First burrow northward (young), J10	14/07/2007	Winter	Y2	G2	2.64	1	1	100	0	0	0	0	
N617B	First burrow northward (young), J10	14/07/2007	Winter	Y2	G2	2.26	2	3	15	85	0	0	0	<i>Rhabdomys</i> sp.
N618B	First burrow northward (young), J10	14/07/2007	Winter	Y2	G2	2.5	1	2	100	0	0	0	0	
N619B	First burrow northward (young), J10	14/07/2007	Winter	Y2	G2	4.15	1	1	100	0	0	0	0	
N61B	First burrow northward (young), J10	14/07/2007	Winter	Y2	G2	5.38	1	2	100	0	0	0	0	
N615B	Kelarny Burrow A ATS 14	17/07/2007	Winter	Y2	G3	3.62	2	3	5	95	0	0	0	<i>Rhabdomys</i> sp.
N616B	Kelarny Burrow A ATS 14	17/07/2007	Winter	Y2	G3	1.41	1	1	100	0	0	0	0	

Table A1: Continued.

Code	Location	Date	Season	Year	Group	Weight	#Cat	#Items	%V A	%V M	%V V	%V B	%V R	Mammal species
N616C	J10, first termite mound northward	17/07/2007	Winter	Y2	G2	4.77	1	2	100	0	0	0	0	
N617A	J10, main burrow towards west	17/07/2007	Winter	Y2	G2	1.07	2	3	50	50	0	0	0	<i>Mus minutoides</i>
N617C	Kelarny Burrow A ATS 14	17/07/2007	Winter	Y2	G3	2.59	2	2	5	95	0	0	0	<i>Rhodomys</i> sp.
N618A	J10, main burrow towards west	17/07/2007	Winter	Y2	G2	1.02	1	1	100	0	0	0	0	
N618C	Kelarny Burrow A ATS 14	17/07/2007	Winter	Y2	G3	2.87	2	2	30	70	0	0	0	<i>Mus minutoides</i>
N619A	J10, main burrow towards west	17/07/2007	Winter	Y2	G2	1.43	2	4	10	90	0	0	0	<i>Rhodomys</i> sp.
N619C	Kelarny Burrow A ATS 14	17/07/2007	Winter	Y2	G3	4.07	2	2	70	30	0	0	0	<i>Grammomys cometes</i>
N630	Kelarny Burrow A ATS 14	17/07/2007	Winter	Y2	G3	3.59	2	2	5	95	0	0	0	<i>Rhodomys</i> sp.
N631A	Kelarny Burrow A ATS 14	17/07/2007	Winter	Y2	G3	2.07	1	1	100	0	0	0	0	
N631B	Kelarny Burrow A ATS 14	17/07/2007	Winter	Y2	G3	1.99	2	3	99	0	1	0	0	
N631C	Kelarny Burrow A ATS 14	17/07/2007	Winter	Y2	G3	2.29	1	1	0	100	0	0	0	<i>Mus minutoides</i>
N633	Kelarny Burrow A ATS 14	17/07/2007	Winter	Y2	G3	1.68	2	2	20	80	0	0	0	<i>Rhodomys</i> sp.
N635	Kelarny Burrow ATS 14, side bush	17/07/2007	Winter	Y2	G3	2.41	2	3	5	95	0	0	0	<i>Mus minutoides</i>
N636	Kelarny Burrow "B" ATS 27 (near road)	17/07/2007	Winter	Y2	G3	2.46	2	3	90	10	0	0	0	<i>Rhodomys</i> sp.
N637	Kelarny Burrow C ATS 14, side bush	17/07/2007	Winter	Y2	G3	0.88	1	1	100	0	0	0	0	
N650	Junction 10, main burrow towards west	17/07/2007	Winter	Y2	G2	1.93	1	2	100	0	0	0	0	
N651A	Junction 10, main burrow towards west	17/07/2007	Winter	Y2	G2	1.83	1	1	0	100	0	0	0	<i>Rhodomys</i> sp.
N651B	Junction 10, main burrow towards west	17/07/2007	Winter	Y2	G2	5.06	1	1	0	100	0	0	0	<i>Otomys irroratus</i>
N61C	Grasslands Burrow A ATS 4	29/07/2007	Winter	Y2	G1	3.96	1	1	100	0	0	0	0	
N61D	Grasslands Burrow A ATS 4	29/07/2007	Winter	Y2	G1	2.26	1	2	100	0	0	0	0	
N61E	Grasslands Burrow A ATS 4	29/07/2007	Winter	Y2	G1	3.94	2	2	2.5	97.5	0	0	0	<i>Rhodomys</i> sp.
N656	First burrow northward (young), J10	29/07/2007	Winter	Y2	G2	3.78	1	2	100	0	0	0	0	
N657	First burrow northward (young), J10	29/07/2007	Winter	Y2	G2	2.35	2	3	5	95	0	0	0	<i>Rhodomys</i> sp.
N658	First burrow northward (young), J10	29/07/2007	Winter	Y2	G2	4.34	2	4	2.5	97.5	0	0	0	<i>Rhodomys</i> sp.
N659	First burrow northward (young), J10	29/07/2007	Winter	Y2	G2	3.74	2	3	0	100	0	0	0	<i>Rhodomys</i> sp.
N660	First burrow northward (young), J10	29/07/2007	Winter	Y2	G2	2.14	2	4	5	95	0	0	0	<i>Mus minutoides</i>
N661A	First burrow northward (young), J10	29/07/2007	Winter	Y2	G2	2.74	3	3	2.5	95	0	0	2.5	<i>Rhodomys</i> sp.

Table A1: Continued.

Code	Location	Date	Season	Year	Group	Weight	#Cat	#Items	%V A	%V M	%V V	%V B	%V R	Mammal species
N661B	First burrow northward (young), J10	29/07/2007	Winter	Y2	G2	1.94	1	1	0	100	0	0	0	<i>Rhodomys</i> sp.
N661C	First burrow northward (young), J10	29/07/2007	Winter	Y2	G2	2.86	1	2	100	0	0	0	0	
N663	First burrow northward (young), J10	29/07/2007	Winter	Y2	G2	2.77	1	2	100	0	0	0	0	
N665	First burrow northward (young), J10	29/07/2007	Winter	Y2	G2	2.4	2	4	50	50	0	0	0	<i>Micaelamys namaquensis</i>
N667	First burrow northward (young), J10	29/07/2007	Winter	Y2	G2	2.1	1	1	0	100	0	0	0	<i>Rhodomys</i> sp.
N668	First burrow northward (young), J10	29/07/2007	Winter	Y2	G2	3.21	1	1	2.5	97.5	0	0	0	<i>Rhodomys</i> sp.
N669	First burrow northward (young), J10	29/07/2007	Winter	Y2	G2	2	2	3	10	90	0	0	0	<i>Rhodomys</i> sp.
N670A	First burrow northward (young), J10	29/07/2007	Winter	Y2	G2	8.2	1	1	0	100	0	0	0	<i>Mus minutoides</i>
N671A	First burrow northward (young), J10	29/07/2007	Winter	Y2	G2	1.36	2	2	5	95	0	0	0	<i>Grammomys cometes</i>
N671B	First burrow northward (young), J10	29/07/2007	Winter	Y2	G2	3.59	2	2	35	65	0	0	0	<i>Elephantulus rupestris</i>
N671C	Grasslands Burrow A ATS 4	29/07/2007	Winter	Y2	G1	2.54	2	2	5	0	0	0	95	
N673	Grasslands Burrow A ATS 4	29/07/2007	Winter	Y2	G1	1.65	2	3	99.5	0	0.5	0	0	
N675	Grasslands Burrow A ATS 4	29/07/2007	Winter	Y2	G1	2.51	1	2	0	100	0	0	0	<i>Rhodomys</i> sp.
N676	Grasslands Burrow A ATS 4	29/07/2007	Winter	Y2	G1	1.68	2	3	30	70	0	0	0	<i>Mus minutoides</i>
N677	Grasslands Burrow A ATS 4	29/07/2007	Winter	Y2	G1	3.44	1	1	0	100	0	0	0	<i>Rhodomys</i> sp.
N678	Grasslands Burrow A ATS 4	29/07/2007	Winter	Y2	G1	3.18	2	2	90	0	10	0	0	
N680	Grasslands Burrow A ATS 4	29/07/2007	Winter	Y2	G1	1.75	2	2	2.5	97.5	0	0	0	<i>Grammomys cometes</i>
N681A	Grasslands Burrow A ATS 4	29/07/2007	Winter	Y2	G1	2.97	1	1	0	100	0	0	0	<i>Rhodomys</i> sp.
N681B	Grasslands Burrow A ATS 4	29/07/2007	Winter	Y2	G1	2.14	2	3	5	95	0	0	0	<i>Grammomys cometes</i>
N681C	Grasslands Burrow A ATS 4	29/07/2007	Winter	Y2	G1	1.74	1	1	100	0	0	0	0	
N683	Grasslands Burrow A ATS 4	29/07/2007	Winter	Y2	G1	1.66	2	3	50	50	0	0	0	Unidentified
N685	Grasslands Burrow A ATS 4	29/07/2007	Winter	Y2	G1	3.01	2	4	80	20	0	0	0	<i>Micaelamys namaquensis</i>
N686	Grasslands Burrow A ATS 4	29/07/2007	Winter	Y2	G1	1.76	1	1	0	100	0	0	0	<i>Rhodomys</i> sp.
N687	Grasslands Burrow A ATS 4	29/07/2007	Winter	Y2	G1	1.74	1	1	100	0	0	0	0	
N688	Grasslands Burrow A ATS 4	29/07/2007	Winter	Y2	G1	3.51	1	1	100	0	0	0	0	
N689	Grasslands Burrow A ATS 4	29/07/2007	Winter	Y2	G1	3.18	1	1	100	0	0	0	0	
N690	Grasslands Burrow A ATS 4	29/07/2007	Winter	Y2	G1	1.97	2	2	5	95	0	0	0	<i>Rhodomys</i> sp.

Table A1: Continued.

Code	Location	Date	Season	Year	Group	Weight	#Cat	#Items	%V A	%V M	%V V	%V B	%V R	Mammal species
N693	Grasslands Burrow A ATS 4	29/07/2007	Winter	Y2	G1	7.6	2	2	15	85	0	0	0	<i>Rhodomys</i> sp.
N695	Grasslands Burrow A ATS 4	29/07/2007	Winter	Y2	G1	3.04	1	1	0	100	0	0	0	Unidentified
N696	Grasslands Burrow A ATS 4	29/07/2007	Winter	Y2	G1	2.38	2	2	5	95	0	0	0	Unidentified
N697A	Kelarny Burrow A ATS 14	30/07/2007	Winter	Y2	G3	3.63	2	2	0	95	5	0	0	<i>Otomys irroratus</i>
N698	Kelarny Burrow A ATS 14	30/07/2007	Winter	Y2	G3	1.87	2	3	70	30	0	0	0	Unidentified
N699	Kelarny Burrow A ATS 14	30/07/2007	Winter	Y2	G3	8.21	2	2	5	95	0	0	0	<i>Rhodomys</i> sp.
N701A	Kelarny Burrow A ATS 14	30/07/2007	Winter	Y2	G3	4.07	2	2	75	25	0	0	0	<i>Rhodomys</i> sp.
N701B	Kelarny Burrow A ATS 14	30/07/2007	Winter	Y2	G3	5.65	2	2	5	95	0	0	0	<i>Rhodomys</i> sp.
N703	Kelarny Burrow C ATS 14, side bush	30/07/2007	Winter	Y2	G3	1.46	2	2	95	5	0	0	0	<i>Rhodomys</i> sp.
N705	Kelarny Burrow A ATS 22/24, side bush	30/07/2007	Winter	Y2	G3	2.13	1	2	100	0	0	0	0	
N71	First burrow northward (young), J10	20/08/2007	Winter	Y2	G2	5.99	1	1	0	100	0	0	0	<i>Grammomys cometes</i>
N711A	First burrow northward (young), J10	20/08/2007	Winter	Y2	G2	3.48	2	2	10	90	0	0	0	<i>Rhodomys</i> sp.
N711C	First burrow northward (young), J10	20/08/2007	Winter	Y2	G2	2.75	1	1	0	0	0	100	0	
N711E	First burrow northward (young), J10	20/08/2007	Winter	Y2	G2	5.66	2	2	5	95	0	0	0	<i>Rhodomys</i> sp.
N711F	First burrow northward (young), J10	20/08/2007	Winter	Y2	G2	2.23	1	1	0	100	0	0	0	<i>Rhodomys</i> sp.
N711G	First burrow northward (young), J10	20/08/2007	Winter	Y2	G2	1.91	2	2	60	40	0	0	0	<i>Mus minutoides</i>
N711H	Grasslands Burrow E ATS 2	20/08/2007	Winter	Y2	G1	1.49	2	2	5	95	0	0	0	<i>Grammomys cometes</i>
N713A	First burrow northward (young), J10	20/08/2007	Winter	Y2	G2	1.28	1	1	0	100	0	0	0	<i>Mus minutoides</i>
N713B	First burrow northward (young), J10	20/08/2007	Winter	Y2	G2	3.14	1	1	100	0	0	0	0	
N713C	Grasslands Burrow E ATS 1	20/08/2007	Winter	Y2	G1	1.08	2	2	5	95	0	0	0	<i>Rhodomys</i> sp.
N715A	First burrow northward (young), J10	20/08/2007	Winter	Y2	G2	2.15	1	2	100	0	0	0	0	
N715B	First burrow northward (young), J10	20/08/2007	Winter	Y2	G2	2.57	1	1	0	100	0	0	0	<i>Micaelamys namaquensis</i>
N715C	Grasslands Burrow A ATS 4	20/08/2007	Winter	Y2	G1	5.23	1	1	0	100	0	0	0	<i>Rhodomys</i> sp.
N716B	First burrow northward (young), J10	20/08/2007	Winter	Y2	G2	1.9	1	1	0	100	0	0	0	<i>Rhodomys</i> sp.
N716C	First burrow northward (young), J10	20/08/2007	Winter	Y2	G2	1.89	1	1	0	100	0	0	0	<i>Rhodomys</i> sp.
N716D	Grasslands Burrow A ATS 4	20/08/2007	Winter	Y2	G1	2.36	1	1	0	100	0	0	0	<i>Grammomys cometes</i>
N717A	Grasslands Burrow A ATS 4	20/08/2007	Winter	Y2	G1	1.44	1	1	0	100	0	0	0	Unidentified

Table A1: Continued.

Code	Location	Date	Season	Year	Group	Weight	#Cat	#Items	%V A	%V M	%V V	%V B	%V R	Mammal species
N717B	First burrow northward (young), J10	20/08/2007	Winter	Y2	G2	1.05	1	1	0	100	0	0	0	<i>Rhodomys</i> sp.
N718A	First burrow northward (young), J10	20/08/2007	Winter	Y2	G2	2.28	1	1	0	100	0	0	0	<i>Rhodomys</i> sp.
N718B	Grasslands Burrow A ATS 4	20/08/2007	Winter	Y2	G1	2.08	1	1	50	0	0	50	0	
N719A	First burrow northward (young), J10	20/08/2007	Winter	Y2	G2	3.22	1	1	0	100	0	0	0	<i>Grammomys cometes</i>
N719B	Grasslands Burrow A ATS 4	20/08/2007	Winter	Y2	G1	2.2	2	2	2.5	97.5	0	0	0	<i>Otomys irroratus</i>
N733	Grasslands Burrow B ATS 1	20/08/2007	Winter	Y2	G1	2.56	2	2	45	55	0	0	0	<i>Rhodomys</i> sp.
N735	Grasslands Burrow B ATS 1	20/08/2007	Winter	Y2	G1	2.98	2	2	2.5	97.5	0	0	0	<i>Grammomys cometes</i>
N738	Grasslands Burrow B ATS 1	20/08/2007	Winter	Y2	G1	4.21	1	1	0	100	0	0	0	<i>Rhodomys</i> sp.
N739	Grasslands Burrow B ATS 1	20/08/2007	Winter	Y2	G1	1.76	1	1	0	100	0	0	0	<i>Grammomys cometes</i>
N750	Grasslands Burrow A ATS 4	20/08/2007	Winter	Y2	G1	1.52	2	2	20	80	0	0	0	<i>Otomys unisulcatus</i>
N751B	Grasslands Burrow A ATS 4	20/08/2007	Winter	Y2	G1	1.57	2	2	25	75	0	0	0	<i>Micaelamys namaquensis</i>
N751C	Grasslands Burrow A ATS 4	20/08/2007	Winter	Y2	G1	2.56	2	2	5	95	0	0	0	<i>Micaelamys namaquensis</i>
N753	Grasslands Burrow A ATS 4	20/08/2007	Winter	Y2	G1	3.6	1	1	0	100	0	0	0	<i>Rhodomys</i> sp.
N755	Grasslands Burrow A ATS 4	20/08/2007	Winter	Y2	G1	2.45	2	2	70	30	0	0	0	<i>Rhodomys</i> sp.
N757A	Grasslands near Burrow A	20/08/2007	Winter	Y2	G1	3.55	2	2	70	30	0	0	0	<i>Rhodomys</i> sp.
N758A	Grasslands near Burrow A	20/08/2007	Winter	Y2	G1	3.57	1	1	100	0	0	0	0	
N758B	Grasslands near Burrow A	20/08/2007	Winter	Y2	G1	1.43	1	1	0	100	0	0	0	<i>Otomys irroratus</i>
N760	Termite mound next road southward, J10	20/08/2007	Winter	Y2	G2	2.17	1	1	0	100	0	0	0	<i>Elephantulus rupestris</i>
N761	Kelarny Burrow A ATS 14, side bush	21/08/2007	Winter	Y2	G3	2.63	1	1	100	0	0	0	0	
N776	Grasslands Burrow B ATS 4	04/09/2007	Winter	Y2	G1	1.96	1	1	0	100	0	0	0	<i>Rhodomys</i> sp.
N778	Grasslands Burrow D ATS 4	04/09/2007	Winter	Y2	G1	2.53	2	3	5	95	0	0	0	<i>Rhodomys</i> sp.
N779	Grasslands Burrow D ATS 4	04/09/2007	Winter	Y2	G1	2.76	1	1	100	0	0	0	0	
N780A	Grasslands Burrow D ATS 4	04/09/2007	Winter	Y2	G1	1.43	1	1	0	100	0	0	0	<i>Mus minutoides</i>
N781A	Grasslands Burrow D ATS 4	04/09/2007	Winter	Y2	G1	0.94	1	1	100	0	0	0	0	
N781B	Grasslands Burrow D ATS 4	04/09/2007	Winter	Y2	G1	2.05	1	1	0	100	0	0	0	<i>Grammomys cometes</i>
N781C	Grasslands Burrow D ATS 4	04/09/2007	Winter	Y2	G1	1.28	2	3	80	20	0	0	0	<i>Rhodomys</i> sp.
N783	Grasslands Burrow D ATS 4	04/09/2007	Winter	Y2	G1	2.91	2	2	5	95	0	0	0	<i>Rhodomys</i> sp.

Table A1: Continued.

Code	Location	Date	Season	Year	Group	Weight	#Cat	#Items	%V A	%V M	%V V	%V B	%V R	Mammal species
N71A	First burrow northward (young), J10	05/09/2007	Winter	Y2	G2	4.16	1	1	100	0	0	0	0	
N71B	First burrow northward (young), J10	05/09/2007	Winter	Y2	G2	3.86	1	1	0	100	0	0	0	<i>Rhodomys</i> sp.
N71C	First burrow northward (young), J10	05/09/2007	Winter	Y2	G2	2.17	2	2	2.5	97.5	0	0	0	<i>Rhodomys</i> sp.
N786	First burrow northward (young), J10	05/09/2007	Winter	Y2	G2	2.5	1	1	100	0	0	0	0	
N787	First burrow northward (young), J10	05/09/2007	Winter	Y2	G2	3.84	2	3	50	50	0	0	0	Unidentified
N788	First burrow northward (young), J10	05/09/2007	Winter	Y2	G2	3.19	1	1	100	0	0	0	0	
N789	First burrow northward (young), J10	05/09/2007	Winter	Y2	G2	3.41	1	2	100	0	0	0	0	
N790	First burrow northward (young), J10	05/09/2007	Winter	Y2	G2	3.66	1	1	100	0	0	0	0	
N793	First burrow northward (young), J10	05/09/2007	Winter	Y2	G2	2	1	1	0	100	0	0	0	Unidentified
N795	First burrow northward (young), J10	05/09/2007	Winter	Y2	G2	2.86	1	1	100	0	0	0	0	
N796	First burrow northward (young), J10	05/09/2007	Winter	Y2	G2	5.22	1	1	100	0	0	0	0	
N797	First burrow northward (young), J10	05/09/2007	Winter	Y2	G2	2.75	2	2	2.5	97.5	0	0	0	<i>Rhodomys</i> sp.
N798	First burrow northward (young), J10	05/09/2007	Winter	Y2	G2	2.15	1	1	100	0	0	0	0	
N799	First burrow northward (young), J10	05/09/2007	Winter	Y2	G2	1.9	1	1	100	0	0	0	0	
N800	First burrow northward (young), J10	05/09/2007	Winter	Y2	G2	3.22	1	1	100	0	0	0	0	
N801	First burrow northward (young), J10	05/09/2007	Winter	Y2	G2	3.29	1	1	100	0	0	0	0	
N831A	Latrines (up) near S3 of ATS 10	17/10/2007	Spring	Y2		2.91	1	1	100	0	0	0	0	
N831B	Latrines (up) near S3 of ATS 10	17/10/2007	Spring	Y2		5.98	2	2	0	80	0	0	20	<i>Rhodomys</i> sp.
N833	Latrines (up) near S3 of ATS 10	17/10/2007	Spring	Y2		3.69	2	2	2.5	97.5	0	0	0	<i>Rhodomys</i> sp.
N835	Latrines (up) near S3 of ATS 10	17/10/2007	Spring	Y2		4.87	1	2	100	0	0	0	0	
N836	Latrines (up) near S3 of ATS 10	17/10/2007	Spring	Y2		6.12	2	2	98	0	2	0	0	
N837	Kelarny Burrow C ATS 14	17/10/2007	Spring	Y2	G3	3.18	1	2	100	0	0	0	0	
N819	Grasslands Burrow D ATS 4	19/10/2007	Spring	Y2	G1	3.12	1	1	100	0	0	0	0	
N850	Grasslands Burrow D ATS 4	19/10/2007	Spring	Y2	G1	2.81	1	1	100	0	0	0	0	
N851A	Grasslands Burrow D ATS 4	19/10/2007	Spring	Y2	G1	2.71	1	1	100	0	0	0	0	
N851B	Grasslands Burrow D ATS 4	19/10/2007	Spring	Y2	G1	2.77	1	2	100	0	0	0	0	
N851C	Grasslands Burrow D ATS 4	19/10/2007	Spring	Y2	G1	3.08	1	1	100	0	0	0	0	

Table A1: Continued.

Code	Location	Date	Season	Year	Group	Weight	#Cat	#Items	%V A	%V M	%V V	%V B	%V R	Mammal species
N853	Grasslands Burrow D ATS 4	19/10/2007	Spring	Y2	G1	1.41	1	1	100	0	0	0	0	
N855	Grasslands Burrow D ATS 4	19/10/2007	Spring	Y2	G1	2.65	2	2	20	0	0	0	80	
N856	Grasslands Burrow B ATS 1	19/10/2007	Spring	Y2	G1	2.24	1	2	100	0	0	0	0	
N11C	Kelarny S7 of ATS 25	15/11/2007	Spring	Y2	G3	5.72	1	1	100	0	0	0	0	
N11F	Kelarny S7 of ATS 25	15/11/2007	Spring	Y2	G3	4.7	2	3	0	99	1	0	0	Unidentified
N13D	Kelarny S7 of ATS 25	15/11/2007	Spring	Y2	G3	5.9	1	2	0	100	0	0	0	Unidentified
N186B	Kelarny S6 of ATS 25	28/01/2008	Summer	Y3	G3	6.65	2	2	97.5	0	2.5	0	0	
N187C	Kelarny S6 of ATS 25	28/01/2008	Summer	Y3	G3	3.71	1	1	100	0	0	0	0	
N170B	Junction 10 area	02/02/2008	Summer	Y3	G2	3.26	2	3	95	0	5	0	0	
N171E	Junction 10 area	02/02/2008	Summer	Y3	G2	6.33	2	2	99	0	1	0	0	
N171H	Junction 10 area	02/02/2008	Summer	Y3	G2	3.38	1	1	100	0	0	0	0	
N171K	Junction 10 area	02/02/2008	Summer	Y3	G2	5.83	1	1	100	0	0	0	0	
N173C	Junction 10 area	02/02/2008	Summer	Y3	G2	4.5	1	2	100	0	0	0	0	
N175C	Junction 10 area	02/02/2008	Summer	Y3	G2	4.53	2	2	98	0	2	0	0	
N176C	Junction 10 area	02/02/2008	Summer	Y3	G2	2.89	1	1	100	0	0	0	0	
N177C	Junction 10 area	02/02/2008	Summer	Y3	G2	1.17	1	2	100	0	0	0	0	
N178C	Junction 10 area	02/02/2008	Summer	Y3	G2	3.73	1	2	100	0	0	0	0	
N179C	Junction 10 area	02/02/2008	Summer	Y3	G2	3.98	1	1	100	0	0	0	0	
N161A	Kelarny S6 of ATS 25	03/02/2008	Summer	Y3	G3	5.3	1	1	100	0	0	0	0	
N163C	Kelarny S6 of ATS 25	03/02/2008	Summer	Y3	G3	7.93	1	1	100	0	0	0	0	
N165B	Kelarny S6 of ATS 25	03/02/2008	Summer	Y3	G3	7.01	1	1	100	0	0	0	0	
N166C	Kelarny S6 of ATS 25	03/02/2008	Summer	Y3	G3	6.13	1	1	100	0	0	0	0	
N167C	Kelarny S6 of ATS 25	03/02/2008	Summer	Y3	G3	5.3	2	2	2.5	97.5	0	0	0	<i>Otomys irroratus</i>
N168	Kelarny S6 of ATS 25	03/02/2008	Summer	Y3	G3	3.22	1	1	100	0	0	0	0	
N169B	Kelarny S6 of ATS 25	03/02/2008	Summer	Y3	G3	2.57	2	5	2.5	97.5	0	0	0	<i>Rhabdomys</i> sp.
N195B	Kelarny S6 of ATS 25	07/02/2008	Summer	Y3	G3	2.87	2	3	2.5	0	0	0	97.5	
N196B	Kelarny S6 of ATS 25	07/02/2008	Summer	Y3	G3	2.29	1	2	100	0	0	0	0	

Table A1: Continued.

Code	Location	Date	Season	Year	Group	Weight	#Cat	#Items	%V A	%V M	%V V	%V B	%V R	Mammal species
N197B	Kelarny S6 of ATS 25	07/02/2008	Summer	Y3	G3	5.38	1	1	100	0	0	0	0	
N1018A	Junction 10 area	03/03/2008	Summer	Y3	G2	1.2	2	3	97.5	0	2.5	0	0	
N1019A	Junction 10 area	03/03/2008	Summer	Y3	G2	4.08	1	1	100	0	0	0	0	
N1050	Kelarny S6 of ATS 25	03/03/2008	Summer	Y3	G3	3.02	1	1	100	0	0	0	0	
N1051A	Kelarny S6 of ATS 25	03/03/2008	Summer	Y3	G3	2.87	3	4	45	0	5	0	50	
N1051B	Kelarny S6 of ATS 25	03/03/2008	Summer	Y3	G3	4.77	1	1	100	0	0	0	0	
N1051C	Kelarny S6 of ATS 25	03/03/2008	Summer	Y3	G3	2.44	1	3	100	0	0	0	0	
N1053	Kelarny S6 of ATS 25	03/03/2008	Summer	Y3	G3	3.02	1	1	100	0	0	0	0	
N100	Kelarny S6 of ATS 25	02/05/2008	Autumn	Y3	G3	1.59	2	2	50	0	0	0	50	
N101B	Kelarny S6 of ATS 25	02/05/2008	Autumn	Y3	G3	4.32	1	2	100	0	0	0	0	
N101E	Kelarny S6 of ATS 25	02/05/2008	Autumn	Y3	G3	2.8	1	1	100	0	0	0	0	
N101G	Kelarny S6 of ATS 25	02/05/2008	Autumn	Y3	G3	3.67	1	2	100	0	0	0	0	
N103B	Kelarny S6 of ATS 25	02/05/2008	Autumn	Y3	G3	2.32	1	2	100	0	0	0	0	
N105C	Kelarny S6 of ATS 25	02/05/2008	Autumn	Y3	G3	5.22	2	2	95	5	0	0	0	<i>Mus minutoides</i>
N106C	Kelarny S6 of ATS 25	02/05/2008	Autumn	Y3	G3	2.45	2	3	99	0	1	0	0	
N107C	Kelarny S6 of ATS 25	02/05/2008	Autumn	Y3	G3	1.09	2	2	95	0	0	0	5	
N108C	Kelarny S6 of ATS 25	02/05/2008	Autumn	Y3	G3	4.41	1	1	100	0	0	0	0	
N1097	Kelarny S6 of ATS 25	02/05/2008	Autumn	Y3	G3	3.13	1	3	100	0	0	0	0	
N1098	Kelarny S6 of ATS 25	02/05/2008	Autumn	Y3	G3	4.92	1	2	100	0	0	0	0	
N1099	Kelarny S6 of ATS 25	02/05/2008	Autumn	Y3	G3	3.36	1	2	100	0	0	0	0	
N109C	Kelarny S6 of ATS 25	02/05/2008	Autumn	Y3	G3	4.93	1	2	100	0	0	0	0	
N1059	Junction 10 area	03/05/2008	Autumn	Y3	G2	4.2	1	2	100	0	0	0	0	
N1060	Junction 10 area	03/05/2008	Autumn	Y3	G2	3.81	1	2	100	0	0	0	0	
N1075	Kelarny ATS 27	03/05/2008	Autumn	Y3	G3	1.7	1	2	100	0	0	0	0	
N11I	Kelarny S6 of ATS 25	13/05/2008	Autumn	Y3	G3	1.66	1	2	100	0	0	0	0	
N11J	Kelarny S6 of ATS 25	13/05/2008	Autumn	Y3	G3	3.61	1	2	100	0	0	0	0	
N13E	Kelarny S6 of ATS 25	13/05/2008	Autumn	Y3	G3	3.83	1	2	100	0	0	0	0	

Table A1: Continued.

Code	Location	Date	Season	Year	Group	Weight	#Cat	#Items	%V A	%V M	%V V	%V B	%V R	Mammal species
N15E	Kelarny S6 of ATS 25	13/05/2008	Autumn	Y3	G3	1.95	1	2	100	0	0	0	0	
N16E	Kelarny S6 of ATS 25	13/05/2008	Autumn	Y3	G3	3.35	1	2	100	0	0	0	0	
N17F	Kelarny S6 of ATS 25	13/05/2008	Autumn	Y3	G3	3.89	1	2	100	0	0	0	0	
N18F	Kelarny S6 of ATS 25	13/05/2008	Autumn	Y3	G3	3.62	1	1	100	0	0	0	0	
N19F	Kelarny S6 of ATS 25	13/05/2008	Autumn	Y3	G3	1.62	1	2	100	0	0	0	0	
N1E	Kelarny S6 of ATS 25	13/05/2008	Autumn	Y3	G3	0.52	1	2	100	0	0	0	0	
N10C	Kelarny ATS 27	15/05/2008	Autumn	Y3	G3	1.47	1	1	100	0	0	0	0	
N11L	Kelarny ATS 27	15/05/2008	Autumn	Y3	G3	3.85	2	2	50	50	0	0	0	Unidentified
N11O	Kelarny ATS 27	15/05/2008	Autumn	Y3	G3	2.12	2	2	30	0	0	0	70	
N11R	Kelarny ATS 27	15/05/2008	Autumn	Y3	G3	2.76	2	2	2.5	97.5	0	0	0	<i>Rhabdomys</i> sp.
N13F	Kelarny ATS 27	15/05/2008	Autumn	Y3	G3	3.68	1	1	0	100	0	0	0	<i>Otomys irroratus</i>
N16F	Kelarny S1 (?) of ATS 27	15/05/2008	Autumn	Y3	G3	4	1	2	100	0	0	0	0	
N17G	Kelarny S1 (?) of ATS 27	15/05/2008	Autumn	Y3	G3	3.78	1	2	100	0	0	0	0	
N18G	Kelarny S1 (?) of ATS 27	15/05/2008	Autumn	Y3	G3	3.88	1	1	100	0	0	0	0	
N19G	Kelarny S1 (?) of ATS 27	15/05/2008	Autumn	Y3	G3	3.9	1	2	100	0	0	0	0	
N930	Kelarny S1 (?) of ATS 27	15/05/2008	Autumn	Y3	G3	3.4	1	2	100	0	0	0	0	
N931A	Kelarny S1 (?) of ATS 27	15/05/2008	Autumn	Y3	G3	3.26	1	3	100	0	0	0	0	
N931B	Kelarny S1 (?) of ATS 27	15/05/2008	Autumn	Y3	G3	3.4	1	2	100	0	0	0	0	
N931C	Kelarny S1 (?) of ATS 27	15/05/2008	Autumn	Y3	G3	3.74	1	2	100	0	0	0	0	
N933	Kelarny S1 (?) of ATS 27	15/05/2008	Autumn	Y3	G3	4.88	2	3	40	0	0	0	60	
N935	Kelarny S1 (?) of ATS 27	15/05/2008	Autumn	Y3	G3	2.92	1	2	100	0	0	0	0	
N936	Kelarny ATS 27	15/05/2008	Autumn	Y3	G3	3.05	1	2	100	0	0	0	0	
N937	Kelarny ATS 27	15/05/2008	Autumn	Y3	G3	4.33	1	2	100	0	0	0	0	
N938	Kelarny ATS 27	15/05/2008	Autumn	Y3	G3	3.18	1	3	100	0	0	0	0	
N939	Kelarny ATS 27	15/05/2008	Autumn	Y3	G3	3.14	1	1	0	100	0	0	0	<i>Grammomys cometes</i>
N81A	Kelarny Burrow E of ATS 14	16/05/2008	Autumn	Y3	G3	3.65	1	2	100	0	0	0	0	
N893	Kelarny Burrow D of ATS 14	16/05/2008	Autumn	Y3	G3	2.68	1	2	100	0	0	0	0	

Table A1: Continued.

Code	Location	Date	Season	Year	Group	Weight	#Cat	#Items	%V A	%V M	%V V	%V B	%V R	Mammal species
N895	Kelarny Burrow E of ATS 14	16/05/2008	Autumn	Y3	G3	1.98	1	3	100	0	0	0	0	
N1055	Kelarny Burrow near road ATS 27	20/05/2008	Autumn	Y3	G3	3.08	2	3	0	100	0	0	0	<i>Rhodomys</i> sp.
N1056	Kelarny Burrow near road ATS 27	20/05/2008	Autumn	Y3	G3	1.3	1	2	100	0	0	0	0	
N1057	Kelarny Burrow near road ATS 27	20/05/2008	Autumn	Y3	G3	5.19	1	3	100	0	0	0	0	
N1058	Kelarny Burrow near road ATS 27	20/05/2008	Autumn	Y3	G3	3.84	1	2	100	0	0	0	0	
N1061A	Kelarny S6 of ATS 25	20/05/2008	Autumn	Y3	G3	2.53	1	1	100	0	0	0	0	
N1061B	Kelarny S6 of ATS 25	20/05/2008	Autumn	Y3	G3	2.62	1	2	100	0	0	0	0	
N1061C	Kelarny S6 of ATS 25	20/05/2008	Autumn	Y3	G3	3.96	1	2	100	0	0	0	0	
N1063	Kelarny S6 of ATS 25	20/05/2008	Autumn	Y3	G3	1.75	1	2	100	0	0	0	0	
N1065	Kelarny S6 of ATS 25	20/05/2008	Autumn	Y3	G3	2.09	1	2	100	0	0	0	0	
N1071A	Kelarny S1 of ATS 27	20/05/2008	Autumn	Y3	G3	3.39	1	2	100	0	0	0	0	
N1071B	Kelarny S1 of ATS 27	20/05/2008	Autumn	Y3	G3	4.15	1	3	100	0	0	0	0	
N1071C	Kelarny S1 of ATS 27	20/05/2008	Autumn	Y3	G3	1.96	2	2	99.5	0	0.5	0	0	
N1073	Kelarny S1 of ATS 27	20/05/2008	Autumn	Y3	G3	3.17	1	1	30	70	0	0	0	<i>Rhodomys</i> sp.
N1076	Kelarny S1 ATS 22/24	20/05/2008	Autumn	Y3	G3	2.39	2	3	35	65	0	0	0	<i>Rhodomys</i> sp.
N11V	Kelarny S6 of ATS 25	24/05/2008	Autumn	Y3	G3	3.18	1	3	100	0	0	0	0	
N11X	Kelarny S6 of ATS 25	24/05/2008	Autumn	Y3	G3	3.87	1	2	100	0	0	0	0	
N1110	Kelarny Burrow near road ATS 27	26/05/2008	Autumn	Y3	G3	4.34	1	2	100	0	0	0	0	
N1111A	Kelarny Burrow near road ATS 27	26/05/2008	Autumn	Y3	G3	1.52	3	5	20	0	1.5	0	78.5	
N1113A	Kelarny Burrow near road ATS 27	26/05/2008	Autumn	Y3	G3	1.02	2	3	99.5	0	0.5	0	0	
N111A	Kelarny Burrow near road ATS 27	26/05/2008	Autumn	Y3	G3	3.8	1	1	100	0	0	0	0	
N11Y	Kelarny S1 of ATS 27	26/05/2008	Autumn	Y3	G3	3.22	2	3	50	0	0	0	50	
N15F	Kelarny S1 of ATS 27	26/05/2008	Autumn	Y3	G3	2.02	1	2	100	0	0	0	0	
N16G	Kelarny S1 of ATS 27	26/05/2008	Autumn	Y3	G3	4.15	1	1	100	0	0	0	0	
N17H	Kelarny S1 of ATS 27	26/05/2008	Autumn	Y3	G3	2.77	1	2	100	0	0	0	0	
N19H	Kelarny Burrow near road ATS 27	26/05/2008	Autumn	Y3	G3	2.44	1	2	100	0	0	0	0	
N11Z1	Kelarny Burrow E ATS 14	29/05/2008	Autumn	Y3	G3	1.9	1	2	100	0	0	0	0	

Table A1: Continued.

Code	Location	Date	Season	Year	Group	Weight	#Cat	#Items	%V A	%V M	%V V	%V B	%V R	Mammal species
N13G	Kelarny S1 of ATS 27	29/05/2008	Autumn	Y3	G3	4.56	1	2	100	0	0	0	0	
N896	Kelarny Burrow E ATS 14	29/05/2008	Autumn	Y3	G3	1.74	1	2	100	0	0	0	0	
N897	Kelarny Burrow E ATS 14	29/05/2008	Autumn	Y3	G3	3.03	1	3	100	0	0	0	0	
N15G	Grasslands burrow A ATS 4	15/06/2008	Winter	Y3	G1	2.86	1	2	100	0	0	0	0	
N16H	Grasslands burrow A ATS 4	15/06/2008	Winter	Y3	G1	2.61	1	1	0	100	0	0	0	<i>Rhabdomys</i> sp.
N17I	Grasslands burrow A ATS 4	15/06/2008	Winter	Y3	G1	0.91	3	3	0	99	1	0	0	<i>Rhabdomys</i> sp.
N18H	Grasslands burrow A ATS 4	15/06/2008	Winter	Y3	G1	2.6	2	2	5	95	0	0	0	<i>Rhabdomys</i> sp.
N19I	Grasslands burrow A ATS 4	15/06/2008	Winter	Y3	G1	3.06	2	2	90	10	0	0	0	Unidentified
N950	Grasslands burrow A ATS 4	15/06/2008	Winter	Y3	G1	2.45	2	2	45	55	0	0	0	<i>Otomys irroratus</i>
N951A	Grasslands burrow A ATS 4	15/06/2008	Winter	Y3	G1	5.04	1	1	100	0	0	0	0	
N951B	Junction 10 area	15/06/2008	Winter	Y3	G2	2.84	1	1	100	0	0	0	0	
N951C	Junction 10 area	15/06/2008	Winter	Y3	G2	4.04	1	1	100	0	0	0	0	
N953	Junction 10 area	15/06/2008	Winter	Y3	G2	1.48	2	2	30	70	0	0	0	<i>Mus minutoides</i>
N955	Junction 10 area	15/06/2008	Winter	Y3	G2	4.16	2	3	20	80	0	0	0	<i>Micaelamys namaquensis</i>
N956	Junction 10 area	15/06/2008	Winter	Y3	G2	2.86	2	2	40	60	0	0	0	<i>Otomys irroratus</i>
N957	Junction 10 area	15/06/2008	Winter	Y3	G2	3.14	2	2	40	60	0	0	0	<i>Otomys irroratus</i>
N958	Junction 10 area	15/06/2008	Winter	Y3	G2	2.44	2	2	20	80	0	0	0	<i>Rhabdomys</i> sp.
N959	Junction 10 area	15/06/2008	Winter	Y3	G2	3.35	1	1	0	100	0	0	0	<i>Rhabdomys</i> sp.
N960	Junction 10 area	15/06/2008	Winter	Y3	G2	1.91	2	2	10	90	0	0	0	<i>Rhabdomys</i> sp.
N961A	Junction 10 area	15/06/2008	Winter	Y3	G2	1.74	1	2	100	0	0	0	0	
N961B	Junction 10 area	15/06/2008	Winter	Y3	G2	2.66	2	2	60	40	0	0	0	<i>Rhabdomys</i> sp.
N961C	Junction 10 area	15/06/2008	Winter	Y3	G2	0.83	1	2	100	0	0	0	0	
N963	Junction 10 area	15/06/2008	Winter	Y3	G2	3.6	1	3	100	0	0	0	0	
N965	Junction 10 area	15/06/2008	Winter	Y3	G2	2.35	2	4	5	95	0	0	0	<i>Mus minutoides</i>
N966	Junction 10 area	15/06/2008	Winter	Y3	G2	2.23	2	2	2.5	97.5	0	0	0	<i>Micaelamys namaquensis</i>
N967	Junction 10 area	15/06/2008	Winter	Y3	G2	2.48	2	2	2.5	97.5	0	0	0	<i>Rhabdomys</i> sp.
N101C	Junction 10 area	27/06/2008	Winter	Y3	G2	2.45	2	2	94	0	6	0	0	

Table A1: Continued.

Code	Location	Date	Season	Year	Group	Weight	#Cat	#Items	%V A	%V M	%V V	%V B	%V R	Mammal species
N101F	Junction 10 area	27/06/2008	Winter	Y3	G2	3.64	2	3	60	40	0	0	0	Unidentified
N101H	Junction 10 area	27/06/2008	Winter	Y3	G2	2.8	1	2	100	0	0	0	0	
N1069	Junction 10 area	27/06/2008	Winter	Y3	G2	2.06	1	2	100	0	0	0	0	
N1070	Junction 10 area	27/06/2008	Winter	Y3	G2	1.21	1	1	100	0	0	0	0	
N1077	Grasslands burrow A ATS 4	27/06/2008	Winter	Y3	G1	2.36	1	3	100	0	0	0	0	
N1078	Grasslands burrow A ATS 4	27/06/2008	Winter	Y3	G1	2.5	1	2	100	0	0	0	0	
N1079	Grasslands burrow A ATS 4	27/06/2008	Winter	Y3	G1	4.09	1	2	100	0	0	0	0	
N1080	Grasslands burrow A ATS 4	27/06/2008	Winter	Y3	G1	1.36	1	2	100	0	0	0	0	
N1081	Junction 10 area	27/06/2008	Winter	Y3	G2	3.63	1	2	100	0	0	0	0	
N1081A	Junction 10 area	27/06/2008	Winter	Y3	G2	3.35	1	1	100	0	0	0	0	
N1081B	Junction 10 area	27/06/2008	Winter	Y3	G2	1.42	1	1	100	0	0	0	0	
N1083	Junction 10 area	27/06/2008	Winter	Y3	G2	2.17	2	2	10	0	0	90	0	
N1085	Junction 10 area	27/06/2008	Winter	Y3	G2	4.14	1	2	100	0	0	0	0	
N1086	Junction 10 area	27/06/2008	Winter	Y3	G2	2.5	1	1	100	0	0	0	0	
N1087	Junction 10 area	27/06/2008	Winter	Y3	G2	2.67	1	2	100	0	0	0	0	
N1088	Junction 10 area	27/06/2008	Winter	Y3	G2	2.62	1	1	100	0	0	0	0	
N1089	Junction 10 area	27/06/2008	Winter	Y3	G2	2.08	2	3	97	0	3	0	0	
N1090	Junction 10 area	27/06/2008	Winter	Y3	G2	2.79	1	2	100	0	0	0	0	
N1093	Junction 10 area	27/06/2008	Winter	Y3	G2	2.14	1	1	100	0	0	0	0	
N1095	Junction 10 area	27/06/2008	Winter	Y3	G2	1.71	2	2	95	0	5	0	0	
N1096	Junction 10 area	27/06/2008	Winter	Y3	G2	3.99	1	1	100	0	0	0	0	
N10D	Kelarny Burrow ATS 27	06/07/2008	N/A	Y3	G3	1.72	2	2	2.5	97.5	0	0	0	<i>Rhodomys</i> sp.
N1F	Kelarny Burrow ATS 27	06/07/2008	N/A	Y3	G3	2.8	1	1	0	100	0	0	0	Unidentified
N898	Kelarny Burrow ATS 27	06/07/2008	N/A	Y3	G3	2.16	1	2	100	0	0	0	0	
N899	Kelarny Burrow ATS 27	06/07/2008	N/A	Y3	G3	3.06	1	1	0	100	0	0	0	<i>Grammomys cometes</i>
N900	Kelarny Burrow ATS 27	06/07/2008	N/A	Y3	G3	1.78	2	2	2.5	97.5	0	0	0	<i>Rhodomys</i> sp.
N901A	Kelarny Burrow ATS 27	06/07/2008	N/A	Y3	G3	1.87	1	1	100	0	0	0	0	

Table A1: Continued.

Code	Location	Date	Season	Year	Group	Weight	#Cat	#Items	%V A	%V M	%V V	%V B	%V R	Mammal species
N901B	Kelarny Burrow ATS 27	06/07/2008	N/A	Y3	G3	1	1	1	0	100	0	0	0	<i>Grammomys cometes</i>
N901C	Kelarny Burrow ATS 27	06/07/2008	N/A	Y3	G3	2.86	1	1	0	100	0	0	0	<i>Rhabdomys</i> sp.
N903	Kelarny Burrow ATS 27	06/07/2008	N/A	Y3	G3	4.24	2	2	2.5	97.5	0	0	0	<i>Rhabdomys</i> sp.
N905	Kelarny Burrow ATS 27	06/07/2008	N/A	Y3	G3	1.37	2	2	5	95	0	0	0	<i>Grammomys cometes</i>
N906	Kelarny Burrow ATS 27	06/07/2008	N/A	Y3	G3	2.21	1	1	0	100	0	0	0	<i>Rhabdomys</i> sp.
N907	Kelarny Burrow ATS 27	06/07/2008	N/A	Y3	G3	1.53	1	1	0	100	0	0	0	<i>Grammomys cometes</i>
N908	Kelarny Burrow ATS 27	06/07/2008	N/A	Y3	G3	3.15	2	2	2.5	97.5	0	0	0	<i>Grammomys cometes</i>
N909	Kelarny Burrow ATS 27	06/07/2008	N/A	Y3	G3	3.38	2	2	90	10	0	0	0	<i>Rhabdomys</i> sp.
N110F	Kelarny ATS 27	10/08/2008	Winter	Y3	G3	1.09	1	3	100	0	0	0	0	
N110G	Kelarny ATS 27 near road	10/08/2008	Winter	Y3	G3	1.75	1	1	100	0	0	0	0	
N111B	Kelarny ATS 27	10/08/2008	Winter	Y3	G3	3.08	1	3	100	0	0	0	0	
N111C	Kelarny ATS 27 near road	10/08/2008	Winter	Y3	G3	2.35	1	4	100	0	0	0	0	
N111E	Kelarny ATS 27	10/08/2008	Winter	Y3	G3	2.57	3	3	20	78	2	0	0	Unidentified
N111F	Kelarny ATS 27 near road	10/08/2008	Winter	Y3	G3	1.57	1	1	100	0	0	0	0	
N111H	Kelarny ATS 27	10/08/2008	Winter	Y3	G3	3.42	1	1	100	0	0	0	0	
N111J	Kelarny ATS 27	10/08/2008	Winter	Y3	G3	1.41	1	2	100	0	0	0	0	
N111L	Kelarny ATS 27	10/08/2008	Winter	Y3	G3	2.74	1	2	100	0	0	0	0	
N113E	Kelarny ATS 27 near road	10/08/2008	Winter	Y3	G3	3.42	1	3	100	0	0	0	0	
N113G	Kelarny ATS 27	10/08/2008	Winter	Y3	G3	3.29	2	2	50	50	0	0	0	Unidentified
N113H	Kelarny ATS 27	10/08/2008	Winter	Y3	G3	3.65	1	1	100	0	0	0	0	
N115D	Kelarny ATS 27	10/08/2008	Winter	Y3	G3	4.74	1	1	100	0	0	0	0	
N115E	Kelarny ATS 27	10/08/2008	Winter	Y3	G3	3.14	1	2	100	0	0	0	0	
N116B	Kelarny ATS 27	10/08/2008	Winter	Y3	G3	2.63	1	2	100	0	0	0	0	
N116C	Kelarny ATS 27 near road	10/08/2008	Winter	Y3	G3	2.59	1	1	100	0	0	0	0	
N117B	Kelarny ATS 27	10/08/2008	Winter	Y3	G3	2.01	1	1	100	0	0	0	0	
N117C	Kelarny ATS 27 near road	10/08/2008	Winter	Y3	G3	1.25	2	3	90	0	10	0	0	
N118C	Kelarny ATS 27	10/08/2008	Winter	Y3	G3	0.93	1	2	100	0	0	0	0	

Table A1: Continued.

Code	Location	Date	Season	Year	Group	Weight	#Cat	#Items	%V A	%V M	%V V	%V B	%V R	Mammal species
N118D	Kelarny ATS 27 near road	10/08/2008	Winter	Y3	G3	2.95	2	3	60	40	0	0	0	<i>Rhabdomys</i> sp.
N119D	Kelarny ATS 27	10/08/2008	Winter	Y3	G3	2.46	1	1	100	0	0	0	0	
N119E	Kelarny ATS 27 near road	10/08/2008	Winter	Y3	G3	3.42	1	1	100	0	0	0	0	
N11Z2	Kelarny ATS 27	10/08/2008	Winter	Y3	G3	2.04	1	2	100	0	0	0	0	
N11Z3	Kelarny ATS 27	10/08/2008	Winter	Y3	G3	2.64	1	2	100	0	0	0	0	
N130B	Kelarny ATS 27 near road	10/08/2008	Winter	Y3	G3	2.66	1	1	100	0	0	0	0	
N131D	Kelarny ATS 27 near road	10/08/2008	Winter	Y3	G3	1.89	1	2	100	0	0	0	0	
N131G	Kelarny ATS 27 near road	10/08/2008	Winter	Y3	G3	2.47	1	1	100	0	0	0	0	
N131I	Kelarny ATS 27 near road	10/08/2008	Winter	Y3	G3	2.58	1	2	100	0	0	0	0	
N133C	Kelarny ATS 27 near road	10/08/2008	Winter	Y3	G3	2.44	1	1	100	0	0	0	0	
N135C	Kelarny ATS 27 near road	10/08/2008	Winter	Y3	G3	1.02	1	1	100	0	0	0	0	
N136C	Kelarny ATS 27 near road	10/08/2008	Winter	Y3	G3	2.45	1	1	100	0	0	0	0	
N137C	Kelarny ATS 27 near road	10/08/2008	Winter	Y3	G3	2.41	1	2	100	0	0	0	0	
N138C	Kelarny ATS 27 near road	10/08/2008	Winter	Y3	G3	3	1	2	100	0	0	0	0	
N139D	Kelarny ATS 27 near road	10/08/2008	Winter	Y3	G3	2.34	1	1	100	0	0	0	0	
N15H	Kelarny ATS 27	29/08/2008	Autumn	Y3	G3	4.62	1	2	100	0	0	0	0	
N1011A	Kelarny S2 of ATS 27	29/08/2008	Winter	Y3	G3	1.77	1	1	100	0	0	0	0	
N1011B	Kelarny S2 of ATS 27	29/08/2008	Winter	Y3	G3	3.04	1	2	100	0	0	0	0	
N1011C	Kelarny S2 of ATS 27	29/08/2008	Winter	Y3	G3	4.58	1	3	100	0	0	0	0	
N1013	Kelarny S2 of ATS 27	29/08/2008	Winter	Y3	G3	4.2	1	1	100	0	0	0	0	
N1015	Kelarny S2 of ATS 27	29/08/2008	Winter	Y3	G3	2.05	2	3	99.75	0	0.25	0	0	
N1016	Kelarny S2 of ATS 27	29/08/2008	Winter	Y3	G3	1.55	1	1	100	0	0	0	0	
N1017	Kelarny S2 of ATS 27	29/08/2008	Winter	Y3	G3	2.3	1	2	100	0	0	0	0	
N1018B	Kelarny S2 of ATS 27	29/08/2008	Winter	Y3	G3	2.5	1	1	100	0	0	0	0	
N1019B	Kelarny S2 of ATS 27	29/08/2008	Winter	Y3	G3	2.98	1	1	100	0	0	0	0	
N1030	Kelarny S2 of ATS 27	29/08/2008	Winter	Y3	G3	4.98	2	2	99	0	1	0	0	
N1158	Junction 10 or Kelarny ATS 27	2008	Winter	Y3		2.85	1	2	100	0	0	0	0	

Table A1: Continued.

Code	Location	Date	Season	Year	Group	Weight	#Cat	#Items	%V A	%V M	%V V	%V B	%V R	Mammal species
N1159	Junction 10 or Kelarny ATS 27	2008	Winter	Y3		4.32	1	2	100	0	0	0	0	
N1160	Junction 10 or Kelarny ATS 27	2008	Winter	Y3		3	1	1	100	0	0	0	0	
N1161A	Junction 10 or Kelarny ATS 27	2008	Winter	Y3		5.04	1	1	100	0	0	0	0	
N1161B	Junction 10 or Kelarny ATS 27	2008	Winter	Y3		2.34	2	2	5	95	0	0	0	<i>Rhodomys</i> sp.
N1167	N/A	2008	N/A	Y3		3.8	1	1	0	100	0	0	0	<i>Rhodomys</i> sp.
N1180	Kelarny S2 of ATS 27	11/10/2008	Spring	Y3	G3	6.25	2	3	2.5	97.5	0	0	0	<i>Mus minutoides</i>
N1150	Kelarny Burrow F ATS 14	17/11/2008	Spring	Y3	G3	6.88	2	2	90	10	0	0	0	<i>Micaelamys namaquensis</i>
N1111B	Kelarny ATS 14	12/12/2008	Summer	Y3	G3	2.61	2	4	20	0	0	0	80	
N1111C	Kelarny ATS 14	12/12/2008	Summer	Y3	G3	2.66	1	2	100	0	0	0	0	
N1113B	Kelarny ATS 14	12/12/2008	Summer	Y3	G3	2.74	1	1	100	0	0	0	0	
N1117	Kelarny S2 of ATS 27	12/12/2008	Summer	Y3	G3	1.36	1	1	100	0	0	0	0	
N1118A	Kelarny S2 of ATS 27	12/12/2008	Summer	Y3	G3	4.21	1	2	100	0	0	0	0	
N1181A	Kelarny SET Grid	18/04/2009	Autumn			1.55	2	3	10	0	0	0	90	
N1181B	Kelarny Burrow C ATS14	24/04/2009	Autumn			2.6	1	1	100	0	0	0	0	
N1181C	Kelarny Burrow C ATS14	24/04/2009	Autumn			1.44	1	1	100	0	0	0	0	
N1183	Kelarny Burrow C ATS14	24/04/2009	Autumn			2.05	1	2	100	0	0	0	0	
N1185	Kelarny Burrow C ATS14	24/04/2009	Autumn			2.02	1	1	100	0	0	0	0	
N1186	Kelarny Burrow C ATS14	24/04/2009	Autumn			0.9	2	2	97.5	0	2.5	0	0	
N1187	Kelarny Burrow C ATS14	24/04/2009	Autumn			1.88	1	2	100	0	0	0	0	
N1188	Kelarny Burrow C ATS14	24/04/2009	Autumn			1.27	1	2	100	0	0	0	0	
N1189	Kelarny Burrow C ATS14	24/04/2009	Autumn			1.67	1	1	100	0	0	0	0	
N1190	Kelarny Burrow C ATS14	24/04/2009	Autumn			2.002	1	2	100	0	0	0	0	
MF1A	Junction 10 area	23/11/2011	Spring			2.88	3	3	2.5	95	0	0	2.5	<i>Mus minutoides</i>
MF1B	Junction 10 area	23/11/2011	Spring			3.85	1	3	100	0	0	0	0	
MF1C	Junction 10 area	23/11/2011	Spring			4.27	1	1	100	0	0	0	0	
MF5	Junction 10 area	23/11/2011	Spring			2.87	1	1	100	0	0	0	0	
MF6	Junction 10 area	23/11/2011	Spring			2.52	1	2	100	0	0	0	0	

Table A1: Continued.

Code	Location	Date	Season	Year	Group	Weight	#Cat	#Items	%V A	%V M	%V V	%V B	%V R	Mammal species
MF7	Junction 10 area	23/11/2011	Spring			2.73	1	1	100	0	0	0	0	
MF8	Junction 10 area	23/11/2011	Spring			0.7	2	2	2.5	97.5	0	0	0	<i>Rhabdomys</i> sp.
YM10	Grasslands burrow A ATS 4	22/02/2012	Summer			1.64	1	1	100	0	0	0	0	
YM11A	Grasslands Burrow B ATS 1	22/02/2012	Summer			1.9	1	1	100	0	0	0	0	
YM11B	Grasslands Burrow B ATS 1	22/02/2012	Summer			4.73	1	2	100	0	0	0	0	
YM11C	Grasslands Burrow B ATS 1	22/02/2012	Summer			1.09	2	4	40	60	0	0	0	<i>Rhabdomys</i> sp.
YM11D	Grasslands Burrow B ATS 1	22/02/2012	Summer			1.52	1	2	100	0	0	0	0	
YM11E	Grasslands Burrow B ATS 1	22/02/2012	Summer			1.54	1	1	100	0	0	0	0	
YM13A	Grasslands Burrow B ATS 1	22/02/2012	Summer			4.23	2	2	75	25	0	0	0	<i>Rhabdomys</i> sp.
YM13B	Grasslands Burrow B ATS 1	22/02/2012	Summer			3.08	1	2	100	0	0	0	0	
YM15A	Grasslands Burrow B ATS 1	22/02/2012	Summer			2.06	2	2	50	50	0	0	0	<i>Rhabdomys</i> sp.
YM15B	Grasslands Burrow B ATS 1	22/02/2012	Summer			3.9	1	1	100	0	0	0	0	
YM16A	Grasslands Burrow B ATS 1	22/02/2012	Summer			3.29	1	2	100	0	0	0	0	
YM16B	Grasslands Burrow B ATS 1	22/02/2012	Summer			3.14	1	1	100	0	0	0	0	
YM17A	Grasslands Burrow B ATS 1	22/02/2012	Summer			3.36	1	1	100	0	0	0	0	
YM17B	Grasslands Burrow B ATS 1	22/02/2012	Summer			3.69	1	1	100	0	0	0	0	
YM18A	Grasslands Burrow B ATS 1	22/02/2012	Summer			2.85	1	2	100	0	0	0	0	
YM18B	Grasslands Burrow B ATS 1	22/02/2012	Summer			2.96	2	2	40	60	0	0	0	<i>Mus minutoides</i>
YM19	Grasslands Burrow B ATS 1	22/02/2012	Summer			2.05	1	2	100	0	0	0	0	
YM1A	Grasslands burrow A ATS 4	22/02/2012	Summer			2.01	1	1	100	0	0	0	0	
YM1B	Grasslands Burrow B ATS 1	22/02/2012	Summer			4.95	1	3	100	0	0	0	0	
YM1C	Grasslands burrow A ATS 4	22/02/2012	Summer			2.76	1	1	100	0	0	0	0	
YM1D	Grasslands Burrow B ATS 1	22/02/2012	Summer			1.23	1	2	100	0	0	0	0	
YM1E	Grasslands burrow A ATS 4	22/02/2012	Summer			2.98	1	2	100	0	0	0	0	
YM3	Grasslands burrow A ATS 4	22/02/2012	Summer			0.4	1	1	0	100	0	0	0	<i>Rhabdomys</i> sp.
YM5	Grasslands burrow A ATS 4	22/02/2012	Summer			3.82	1	1	100	0	0	0	0	
YM6	Grasslands burrow A ATS 4	22/02/2012	Summer			1.86	1	1	100	0	0	0	0	

Table A1: Continued.

Code	Location	Date	Season	Year	Group	Weight	#Cat	#Items	%V A	%V M	%V V	%V B	%V R	Mammal species
YM7	Grasslands burrow A ATS 4	22/02/2012	Summer			0.51	1	2	100	0	0	0	0	
YM8	Grasslands burrow A ATS 4	22/02/2012	Summer			1.78	1	2	100	0	0	0	0	
YM9	Grasslands Burrow B ATS 1	22/02/2012	Summer			4.02	1	2	100	0	0	0	0	
11A	N/A	N/A	N/A			3.62	3	4	80	20	0	0	0	Unidentified
133A	N/A	N/A	N/A			4.97	1	1	100	0	0	0	0	
133B	N/A	N/A	N/A			2.63	1	2	100	0	0	0	0	
1A	N/A	N/A	N/A			6.2	1	1	100	0	0	0	0	
5A	N/A	N/A	N/A			3.32	1	1	0	100	0	0	0	<i>Micaelamys namaquensis</i>
65B	N/A	N/A	N/A			0.98	1	2	100	0	0	0	0	
6A	N/A	N/A	N/A			4.32	2	4	90	10	0	0	0	<i>Rhabdomys</i> sp.
A11C	N/A	N/A	N/A			1.79	2	2	2.5	97.5	0	0	0	Unidentified
A135B	N/A	N/A	N/A			4.23	1	1	100	0	0	0	0	
A136B	N/A	N/A	N/A			3.08	1	2	100	0	0	0	0	
A137C	N/A	N/A	N/A			3.62	2	4	2.5	97.5	0	0	0	<i>Micaelamys namaquensis</i>
A138C	N/A	N/A	N/A			3.19	1	1	100	0	0	0	0	
A13C	N/A	N/A	N/A			4.91	1	3	100	0	0	0	0	
A193B	N/A	N/A	N/A			2.92	2	2	2.5	97.5	0	0	0	<i>Rhabdomys</i> sp.
A331	N/A	N/A	N/A			3.68	1	3	100	0	0	0	0	
A37	N/A	N/A	N/A			2.63	1	1	0	100	0	0	0	<i>Grammomys cometes</i>
ATS11	N/A	N/A	N/A			4.88	1	1	0	100	0	0	0	Unidentified
N1118B	N/A	N/A	N/A			3.6	2	2	10	90	0	0	0	<i>Rhabdomys</i> sp.
N111B	N/A	N/A	N/A			3.14	1	2	100	0	0	0	0	
N113F	N/A	N/A	N/A			2.11	2	2	10	90	0	0	0	<i>Otomys irroratus</i>
N118E	N/A	N/A	N/A			3.48	2	2	2.5	97.5	0	0	0	<i>Mus minutoides</i>
N131A	N/A	N/A	N/A			3.9	2	2	20	80	0	0	0	<i>Rhabdomys</i> sp.
N139E	N/A	N/A	N/A			5.23	2	2	60	40	0	0	0	<i>Otomys unisulcatus</i>
N157B	N/A	N/A	N/A			2.47	2	2	50	50	0	0	0	<i>Rhabdomys</i> sp.

Table A1: Continued.

Code	Location	Date	Season	Year	Group	Weight	#Cat	#Items	%V A	%V M	%V V	%V B	%V R	Mammal species
N15I	N/A	N/A	N/A			2.26	1	1	0	100	0	0	0	<i>Rhabdomys</i> sp.
N163D	N/A	N/A	N/A			3.87	2	2	95	5	0	0	0	<i>Micaelamys namaquensis</i>
N171B	N/A	N/A	N/A			4.26	2	2	40	60	0	0	0	Unidentified
N178D	N/A	N/A	N/A			4.38	2	2	20	80	0	0	0	<i>Mus minutoides</i>
N315C	N/A	N/A	N/A			4.09	1	1	100	0	0	0	0	
N385	N/A	N/A	N/A			3	2	3	90	10	0	0	0	<i>Micaelamys namaquensis</i>
N501	N/A	N/A	N/A			9.1	1	2	100	0	0	0	0	
N505	N/A	N/A	N/A			3.03	1	2	100	0	0	0	0	
N506	N/A	N/A	N/A			12.09	1	1	0	100	0	0	0	<i>Rhabdomys</i> sp.
N507	N/A	N/A	N/A			5.08	1	2	100	0	0	0	0	
N508	N/A	N/A	N/A			3.77	2	2	2.5	97.5	0	0	0	<i>Rhabdomys</i> sp.
N509	N/A	N/A	N/A			3.79	1	1	0	100	0	0	0	<i>Rhabdomys</i> sp.
N510B	N/A	N/A	N/A			1.28	1	1	0	0	0	0	100	
N531A	N/A	N/A	N/A			8.37	2	3	2.5	97.5	0	0	0	<i>Rhabdomys</i> sp.
N58B	N/A	N/A	N/A			3.91	2	4	50	50	0	0	0	Unidentified
N603B	N/A	N/A	N/A			5.45	2	4	70	30	0	0	0	Unidentified
N608B	N/A	N/A	N/A			4.3	1	2	100	0	0	0	0	
N608C	N/A	N/A	N/A			11.6	1	3	100	0	0	0	0	
N670B	N/A	N/A	N/A			3.3	2	3	10	90	0	0	0	<i>Rhabdomys</i> sp.
N697B	N/A	N/A	N/A			3.55	2	4	90	10	0	0	0	<i>Grammomys cometes</i>
N711B	N/A	N/A	N/A			1.85	1	1	0	100	0	0	0	<i>Rhabdomys</i> sp.
N711D	N/A	N/A	N/A			3.74	1	1	100	0	0	0	0	
N716A	N/A	N/A	N/A			2.69	2	2	100	0	0	0	0	<i>Rhabdomys</i> sp.
N73	N/A	N/A	N/A			2.46	2	3	10	90	0	0	0	Unidentified
N731	N/A	N/A	N/A			3.79	1	1	100	0	0	0	0	
N751A	N/A	N/A	N/A			2.21	2	3	2.5	97.5	0	0	0	<i>Rhabdomys</i> sp.
N757B	N/A	N/A	N/A			1.96	1	1	0	100	0	0	0	<i>Rhabdomys</i> sp.

Table A1: Continued.

Code	Location	Date	Season	Year	Group	Weight	#Cat	#Items	%V A	%V M	%V V	%V B	%V R	Mammal species
N780B	N/A	N/A	N/A			4.47	1	1	0	100	0	0	0	<i>Rhodomys</i> sp.
N7B	N/A	N/A	N/A			3.66	2	3	30	70	0	0	0	Unidentified
PT151	N/A	N/A	N/A			3.33	1	1	100	0	0	0	0	
X1	N/A	N/A	N/A			6.61	1	1	100	0	0	0	0	
X2	N/A	N/A	N/A			2.5	1	1	100	0	0	0	0	
X3	N/A	N/A	N/A			5.53	1	1	100	0	0	0	0	

Table A2: Raw data for small mammal trapping sessions from July 2011 to May 2012 in the three main sites (Grasslands, Junction 10, Kelarny) in the Great Fish River Reserve.

Date	Trap code	Site	Genus	Animal	Sex	Condition	Retrap	Weight	Soil	Wind	Weather	Temp	Remark
28/07/2011	TA4	Junction 10	<i>Rhabdomys</i>	RPC1	F	Non perforate	No	36	Wet	No wind	C 80%	14	N/A
31/07/2011	TA6	Grasslands	<i>Rhabdomys</i>	RPC2	M	Non scrotal	No	35	Wet	Slight	Clear	11	N/A
31/07/2011	TA4	Junction 10	<i>Rhabdomys</i>	RPC4	M	Scrotal	No	43.5	Wet	Slight	Clear	11	N/A
08/08/2011	TA2	Kelarny A	<i>Rhabdomys</i>	RPC12	M	Non scrotal	No	55	Wet	Slight	Clear	16	N/A
08/08/2011	TD2	Kelarny A	<i>Otomys</i>	OTC1	F	Nipples	No	<100	Wet	Slight	Clear	16	N/A
08/08/2011	TA1	Kelarny B	<i>Rhabdomys</i>	RPC11	F	Pregnant	No	39	Wet	Slight	Clear	16	N/A
08/08/2011	TA6	Kelarny B	<i>Rhabdomys</i>	RPC20	M	Non scrotal	No	43	Wet	Slight	Clear	16	N/A
08/08/2011	TC1	Kelarny B	<i>Rhabdomys</i>	RPC10	M	Scrotal	No	34	Wet	Slight	Clear	16	N/A
08/08/2011	TC4	Kelarny B	<i>Rhabdomys</i>	RPC40	M	Non scrotal	No	53	Wet	Slight	Clear	16	N/A
09/08/2011	TA6	Kelarny A	<i>Rhabdomys</i>	RPC24	M	Non scrotal	No	44	Wet	No wind	Cloudy	17	N/A
09/08/2011	TB3	Kelarny A	<i>Rhabdomys</i>	RPC41	F	Perforate	No	47	Wet	No wind	Cloudy	17	N/A
09/08/2011	TB6	Kelarny A	<i>Rhabdomys</i>	RPC22	F	Non perforate	No	41	Wet	No wind	Cloudy	17	N/A
09/08/2011	TA1	Kelarny B	<i>Rhabdomys</i>	N/A	N/A	N/A	N/A	N/A	Wet	No wind	Cloudy	17	Escaped
09/08/2011	TA2	Kelarny B	<i>Rhabdomys</i>	RPC14	M	Non scrotal	No	55.5	Wet	No wind	Cloudy	17	Tail half cut
09/08/2011	TB5	Kelarny B	<i>Rhabdomys</i>	RPC11	F	Non perforate	No	47	Wet	No wind	Cloudy	17	N/A
09/08/2011	TC4	Kelarny B	<i>Rhabdomys</i>	RPC12	M	Scrotal	Yes	55	Wet	No wind	Cloudy	17	N/A
09/08/2011	TD1	Kelarny B	<i>Rhabdomys</i>	RPC21	F	Non perforate	Yes	38	Wet	No wind	Cloudy	17	N/A
09/08/2011	TD3	Kelarny B	<i>Rhabdomys</i>	RPC40	M	Scrotal	Yes	53	Wet	No wind	Cloudy	17	N/A
10/08/2011	TA2	Kelarny A	<i>Rhabdomys</i>	RPC21	F	Non perforate	Yes	38	Wet	Slight	Clear	14	N/A
10/08/2011	TC1	Kelarny A	<i>Rhabdomys</i>	N/A	N/A	N/A	N/A	N/A	Wet	Slight	Clear	14	Escaped
10/08/2011	TC4	Kelarny A	<i>Rhabdomys</i>	RPC11	F	Perforate	Yes	49	Wet	Slight	Clear	14	N/A
10/08/2011	TC5	Kelarny A	<i>Rhabdomys</i>	RPC40	M	Scrotal	Yes	55	Wet	Slight	Clear	14	N/A
10/08/2011	TD1	Kelarny A	<i>Rhabdomys</i>	RPC42	M	Scrotal	No	35	Wet	Slight	Clear	14	N/A
10/08/2011	TD4	Kelarny A	<i>Rhabdomys</i>	RPC41	F	Perforate	Yes	47	Wet	Slight	Clear	14	N/A
10/08/2011	TD6	Kelarny A	<i>Rhabdomys</i>	RPC12	M	Non scrotal	Yes	55	Wet	Slight	Clear	14	N/A
10/08/2011	TE2	Kelarny A	<i>Rhabdomys</i>	RPC6	M	Non scrotal	No	46	Wet	Slight	Clear	14	N/A

Table A2: Continued.

Date	Trap code	Site	Genus	Animal	Sex	Condition	Retrap	Weight	Soil	Wind	Weather	Temp	Remark
10/08/2011	TA1	Kelarny B	<i>Rhabdomys</i>	RPC44	M	Non scrotal	No	30	Wet	Slight	Clear	14	N/A
10/08/2011	TA5	Kelarny B	<i>Rhabdomys</i>	RPC12	M	Scrotal	Yes	55	Wet	Slight	Clear	14	N/A
10/08/2011	TA6	Kelarny B	<i>Rhabdomys</i>	RPC4	F	Non perforate	No	36	Wet	Slight	Clear	14	N/A
10/08/2011	TB6	Kelarny B	<i>Rhabdomys</i>	RPC2	F	Non perforate	Yes	43	Wet	Slight	Clear	14	N/A
10/08/2011	TD4	Kelarny B	<i>Rhabdomys</i>	RPC20	M	Non scrotal	Yes	43	Wet	Slight	Clear	14	N/A
11/08/2011	TD6	Kelarny A	N/A	N/A	N/A	N/A	N/A	N/A	Wet	Slight	Clear	18	Trap closed, pellets
11/08/2011	TE6	Kelarny A	N/A	N/A	N/A	N/A	N/A	N/A	Wet	Slight	Clear	18	Trap closed, pellets
11/08/2011	TA1	Kelarny B	<i>Rhabdomys</i>	RPC22	F	Non perforate	Yes	41	Wet	Slight	Clear	18	N/A
11/08/2011	TA2	Kelarny B	<i>Rhabdomys</i>	RPC12	M	Scrotal	Yes	55	Wet	Slight	Clear	18	N/A
11/08/2011	TC1	Kelarny B	<i>Rhabdomys</i>	RPC42	M	Scrotal	Yes	35	Wet	Slight	Clear	18	N/A
11/08/2011	TC4	Kelarny B	<i>Rhabdomys</i>	RPC44	M	Non scrotal	Yes	30	Wet	Slight	Clear	18	N/A
11/08/2011	TC5	Kelarny B	<i>Rhabdomys</i>	RPC40	M	Scrotal	Yes	55	Wet	Slight	Clear	18	N/A
11/08/2011	TC6	Kelarny B	N/A	N/A	N/A	N/A	N/A	N/A	Wet	Slight	Clear	18	Trap closed, pellets
11/08/2011	TD1	Kelarny B	<i>Rhabdomys</i>	RPC6	M	Non scrotal	Yes	46	Wet	Slight	Clear	18	N/A
11/08/2011	TD3	Kelarny B	<i>Rhabdomys</i>	RPC41	F	Perforate	Yes	48	Wet	Slight	Clear	18	N/A
15/10/2011	TF3	Grasslands	<i>Otomys</i>	OTC2	F	Non perforate	No	100+	N/A	N/A	N/A	N/A	N/A
17/10/2011	TA4	Junction 10	<i>Rhabdomys</i>	N/A	M	Non scrotal	No	20	Humid	No wind	Overcast	N/a	Too small for marking
15/10/2011	TA5	Junction 10	<i>Rhabdomys</i>	RPC5	M	Non scrotal	No	27	N/A	N/A	N/A	N/A	Juvenile
15/10/2011	TA6	Junction 10	<i>Rhabdomys</i>	RPC1	F	Non perforate	Yes	49	N/A	N/A	N/A	N/A	N/A
15/10/2011	TE5	Junction 10	<i>Micaelamys</i>	ANC1	F	Non perforate	No	42.5	N/A	N/A	N/A	N/A	N/A
19/11/2011	TB5	Kelarny A	<i>Rhabdomys</i>	RPC41	M	Scrotal	Yes	61	Humid	Medium	C80	N/A	N/A
19/11/2011	TC2	Kelarny A	<i>Rhabdomys</i>	RPC12	M	Scrotal	Yes	55	N/A	N/A	N/A	N/A	Nipples
19/11/2011	TC3	Kelarny A	<i>Rhabdomys</i>	RPC10	M	Scrotal	Yes	34	Dry	Medium	Overcast	N/A	N/A
19/11/2011	TD4	Kelarny A	<i>Rhabdomys</i>	RPC45	M	Non scrotal	No	28	N/A	N/A	N/A	N/A	N/A
21/11/2011	TB6	Kelarny B	<i>Rhabdomys</i>	RPC45	F	Non perforate	No	N/a	N/a	Medium	Overcast	N/A	N/A
20/11/2011	TC2	Kelarny B	<i>Rhabdomys</i>	RPC15	M	Non scrotal	No	26	N/A	N/A	N/A	N/A	N/A

Table A2: Continued.

Date	Trap code	Site	Genus	Animal	Sex	Condition	Retrap	Weight	Soil	Wind	Weather	Temp	Remark
20/11/2011	TC4	Kelarny B	<i>Rhabdomys</i>	RPC10	F	Non perforate	Yes	76	N/A	N/A	N/A	N/A	Nipples
19/11/2011	TD3	Kelarny B	<i>Rhabdomys</i>	RPC10	M	Scrotal	Yes	34	N/A	N/A	N/A	N/A	Nipples
26/01/2012	TB9	Grasslands	<i>Rhabdomys</i>	RPC71	F	Non perforate	No	21	Dry	Windy	Clear	30	N/A
26/01/2012	TB10	Grasslands	<i>Rhabdomys</i>	RPC70	F	Non perforate	No	46	Dry	Windy	Clear	30	Nipples
27/01/2012	TA6	Grasslands	<i>Rhabdomys</i>	RPC13	M	Scrotal	No	43	Dry	Slight	70%	N/A	N/A
27/01/2012	TA8	Grasslands	<i>Rhabdomys</i>	RPC10	M	Non scrotal	No	35	Dry	Slight	70%	N/A	N/A
27/01/2012	TA10	Grasslands	<i>Rhabdomys</i>	RPC70	F	Non perforate	Yes	46	Dry	Slight	70%	N/A	N/A
27/01/2012	TB9	Grasslands	<i>Rhabdomys</i>	RPC40	F	Nipples	No	42	Dry	Slight	70%	N/A	N/A
27/01/2012	TB9	Grasslands	<i>Rhabdomys</i>	RPC71	F	Non perforate	Yes	21	Dry	Slight	70%	N/A	N/A
27/01/2012	TC1	Grasslands	N/A	N/A	N/A	N/A	Yes	N/A	Dry	Slight	70%	N/A	Escaped
27/01/2012	TF9	Grasslands	N/A	N/A	N/A	N/A	N/a	N/A	Dry	Slight	70%	N/A	Rodent scats, no bait
28/01/2012	TA6	Grasslands	<i>Rhabdomys</i>	RPC4	F	Pregnant	No	47	Dry	Slight	Clear	22	N/A
28/01/2012	TA10	Grasslands	<i>Rhabdomys</i>	RPC40	F	Nipples	Yes	42	Dry	Slight	Clear	22	N/A
28/01/2012	TB9	Grasslands	<i>Rhabdomys</i>	RPC13	M	Non scrotal	Yes	43	Dry	Slight	Clear	22	N/A
28/01/2012	TF10	Grasslands	<i>Rhabdomys</i>	RPC19	M	Non scrotal	No	19	Dry	Slight	Clear	22	N/A
29/01/2012	TA6	Grasslands	<i>Rhabdomys</i>	RPC4	F	Pregnant	Yes	47	Dry	Windy	Clear	23	N/A
29/01/2012	TA10	Grasslands	<i>Rhabdomys</i>	RPC70	F	Non perforate	Yes	46	Dry	Windy	Clear	23	N/A
29/01/2012	TB9	Grasslands	<i>Rhabdomys</i>	RPC13	M	Scrotal	Yes	43	Dry	Windy	Clear	23	N/A
29/01/2012	TB10	Grasslands	<i>Rhabdomys</i>	RPC10	M	Non scrotal	Yes	35	Dry	Windy	Clear	23	N/A
29/01/2012	TF10	Grasslands	<i>Rhabdomys</i>	RPC1	F	Non perforate	Yes	21	Dry	Windy	Clear	23	N/A
29/01/2012	TF10	Grasslands	<i>Rhabdomys</i>	RPC20	M	Non scrotal	No	17	Dry	Windy	Clear	23	N/A
30/01/2012	TA6	Grasslands	<i>Rhabdomys</i>	RPC4	F	N/a	Yes	47	Dry	Slight	Overcast	30	Dead
30/01/2012	TB9	Grasslands	<i>Rhabdomys</i>	RPC10	M	Non scrotal	Yes	35	Dry	Slight	Overcast	30	N/A
30/01/2012	TB10	Grasslands	<i>Rhabdomys</i>	RPC40	F	Nipples	Yes	42	Dry	Slight	Overcast	30	Dead
30/01/2012	TF4	Grasslands	<i>Rhabdomys</i>	RPC377	F	Non perforate	No	34	Dry	Slight	Overcast	30	Dead
30/01/2012	TF10	Grasslands	<i>Rhabdomys</i>	RPC1	F	Non perforate	Yes	21	Dry	Slight	Overcast	30	N/A
17/02/2012	TB2	Kelarny A	<i>Rhabdomys</i>	RPC16	M	Scrotal	No	45	Dry	Slight	Overcast	19	N/A

Table A2: Continued.

Date	Trap code	Site	Genus	Animal	Sex	Condition	Retrap	Weight	Soil	Wind	Weather	Temp	Remark
17/02/2012	TB2	Kelarny A	<i>Rhabdomys</i>	RPC41	F	Non perforate	No	57	Dry	Slight	Overcast	19	N/A
17/02/2012	TB3	Kelarny A	<i>Rhabdomys</i>	RPC13	M	Non scrotal	No	52	Dry	Slight	Overcast	19	N/A
17/02/2012	TE1	Kelarny A	<i>Rhabdomys</i>	RPC1	F	Perforate	No	69	Dry	Slight	Overcast	19	N/A
17/02/2012	TE2	Kelarny A	<i>Rhabdomys</i>	RPC2	M	Non scrotal	No	33	Dry	Slight	Overcast	19	N/A
17/02/2012	TE3	Kelarny A	<i>Rhabdomys</i>	RPC4	M	Scrotal	No	63	Dry	Slight	Overcast	19	N/A
17/02/2012	TE4	Kelarny A	<i>Rhabdomys</i>	RPC5	F	Perforate	No	65	Dry	Slight	Overcast	19	N/A
17/02/2012	TE4	Kelarny A	<i>Rhabdomys</i>	RPC7	F	Perforate	No	45	Dry	Slight	Overcast	19	N/A
17/02/2012	TE6	Kelarny A	<i>Rhabdomys</i>	RPC64	M	Scrotal	Yes	46	Dry	No wind	90%	20	N/A
17/02/2012	TE6	Kelarny A	<i>Rhabdomys</i>	RPC3	M	Scrotal	No	40	Dry	Slight	Overcast	19	N/A
17/02/2012	TA1	Kelarny B	<i>Rhabdomys</i>	RPC300	M	Non perforate	No	14	Dry	Slight	Overcast	19	Dead
17/02/2012	TA2	Kelarny B	<i>Rhabdomys</i>	RPC205	F	Nipples	No	59	Dry	Slight	Overcast	19	N/A
17/02/2012	TA3	Kelarny B	<i>Rhabdomys</i>	RPC202	M	Non scrotal	No	45	Dry	Slight	Overcast	19	N/A
17/02/2012	TA4	Kelarny B	<i>Rhabdomys</i>	RPC201	F	Non perforate	No	45	Dry	Slight	Overcast	19	N/A
17/02/2012	TA4	Kelarny B	<i>Rhabdomys</i>	RPC203	F	Nipples	No	45	Dry	Slight	Overcast	19	Short tail
17/02/2012	TA5	Kelarny B	<i>Rhabdomys</i>	RPC204	M	Non scrotal	No	45	Dry	Slight	Overcast	19	N/A
17/02/2012	TB6	Kelarny B	<i>Rhabdomys</i>	RPC210	M	Non scrotal	No	45	Dry	Slight	Overcast	19	N/A
17/02/2012	TC1	Kelarny B	<i>Rhabdomys</i>	RPC26	M	Non scrotal	No	41	Dry	Slight	Overcast	19	N/A
17/02/2012	TC2	Kelarny B	<i>Rhabdomys</i>	RPC25	F	Nipples	No	57	Dry	Slight	Overcast	19	N/A
17/02/2012	TC6	Kelarny B	<i>Rhabdomys</i>	RPC42	M	Non scrotal	Yes	45	Dry	Slight	Overcast	19	N/A
17/02/2012	TD2	Kelarny B	<i>Otomys</i>	OTC2	F	Non perforate	No	45	Dry	Slight	Overcast	19	N/A
17/02/2012	TD3	Kelarny B	<i>Rhabdomys</i>	RPC110	F	Nipples	No	45	Dry	Slight	Overcast	19	N/A
17/02/2012	TD6	Kelarny B	<i>Rhabdomys</i>	RPC140	M	Scrotal	No	45	Dry	Slight	Overcast	19	N/A
17/02/2012	TE6	Kelarny B	<i>Rhabdomys</i>	RPC120	M	Non scrotal	No	45	Dry	Slight	Overcast	19	N/A
17/02/2012	TF1	Kelarny B	<i>Rhabdomys</i>	RPC100	M	Scrotal	No	45	Dry	Slight	Overcast	19	N/A
18/02/2012	TA3	Junction 10	<i>Rhabdomys</i>	RPC43	M	Scrotal	No	57	Dry	Windy	Overcast	N/A	N/A
18/02/2012	TA4	Junction 10	<i>Rhabdomys</i>	N/A	N/A	N/a	N/a	N/a	Dry	Windy	Overcast	N/A	Escaped
18/02/2012	TA5	Junction 10	<i>Rhabdomys</i>	RPC31	M	Non scrotal	No	21	Dry	Windy	Overcast	N/A	N/A

Table A2: Continued.

Date	Trap code	Site	Genus	Animal	Sex	Condition	Retrap	Weight	Soil	Wind	Weather	Temp	Remark
18/02/2012	TA5	Junction 10	<i>Rhabdomys</i>	RPC14	M	Non scrotal	No	36	Dry	Windy	Overcast	N/A	N/A
18/02/2012	TA6	Junction 10	<i>Rhabdomys</i>	RPC15	F	Nipples	No	40	Dry	Windy	Overcast	N/A	N/A
18/02/2012	TA7	Junction 10	<i>Rhabdomys</i>	RPC40	F	Non perforate	No	17	Dry	Windy	Overcast	N/A	N/A
18/02/2012	TA8	Junction 10	<i>Rhabdomys</i>	N/A	F	N/a	No	N/a	Dry	Windy	Overcast	N/A	Escaped
18/02/2012	TB5	Junction 10	<i>Rhabdomys</i>	RPC20	M	Non scrotal	No	23	Dry	Windy	Overcast	N/A	N/A
18/02/2012	TB5	Junction 10	<i>Rhabdomys</i>	RPC25	M	Scrotal	No	41	Dry	Windy	Overcast	N/A	N/A
18/02/2012	TC9	Junction 10	<i>Rhabdomys</i>	N/A	N/A	N/a	N/a	N/a	Dry	Windy	Overcast	N/A	Escaped
18/02/2012	TE3	Junction 10	<i>Rhabdomys</i>	RPC3	M	Scrotal	No	61	Dry	Windy	Overcast	N/A	N/A
18/02/2012	TE5	Junction 10	<i>Rhabdomys</i>	RPC11	M	Scrotal	No	49	Dry	Windy	Overcast	N/A	N/A
18/02/2012	TE7	Junction 10	<i>Rhabdomys</i>	RPC10	F	Nipples	No	38	Dry	Windy	Overcast	N/A	N/A
18/02/2012	TE9	Junction 10	<i>Rhabdomys</i>	N/A	N/A	N/a	N/a	N/a	Dry	Windy	Overcast	N/A	Escaped
18/02/2012	TF10	Junction 10	<i>Rhabdomys</i>	RPC2	F	Non perforate	No	19	Dry	Windy	Overcast	N/A	N/A
18/02/2012	TB2	Kelarny A	<i>Rhabdomys</i>	RPC16	M	Scrotal	Yes	45	Dry	Windy	Overcast	N/A	N/A
18/02/2012	TB4	Kelarny A	<i>Rhabdomys</i>	RPC13	M	Scrotal	Yes	51	Dry	Windy	Overcast	N/A	N/A
18/02/2012	TE3	Kelarny A	<i>Rhabdomys</i>	RPC4	F	Non perforate	Yes	36	Dry	Windy	Overcast	N/A	N/A
18/02/2012	TE4	Kelarny A	<i>Rhabdomys</i>	RPC1	M	Non scrotal	Yes	38	Dry	Windy	Overcast	N/A	N/A
18/02/2012	TE5	Kelarny A	<i>Rhabdomys</i>	RPC2	F	Non perforate	Yes	43	Dry	Windy	Overcast	N/A	N/A
18/02/2012	TE6	Kelarny A	<i>Rhabdomys</i>	RPC3	M	Non scrotal	Yes	36	Dry	Windy	Overcast	N/A	N/A
18/02/2012	TA2	Kelarny B	<i>Rhabdomys</i>	RPC205	M	Scrotal	Yes	45	Dry	Windy	Overcast	N/A	N/A
18/02/2012	TA2	Kelarny B	<i>Rhabdomys</i>	RPC207	M	Scrota	No	54	Dry	Windy	Overcast	N/A	N/A
18/02/2012	TA4	Kelarny B	<i>Rhabdomys</i>	RPC202	M	Non perforate	Yes	22	Dry	Windy	Overcast	N/A	N/A
18/02/2012	TA5	Kelarny B	<i>Rhabdomys</i>	RPC222	F	Non perforate	Yes	32	Dry	Windy	Overcast	N/A	N/A
18/02/2012	TA6	Kelarny B	<i>Rhabdomys</i>	RPC130	F	Non perforate	No	57	Dry	Windy	Overcast	N/A	N/A
18/02/2012	TB5	Kelarny B	<i>Rhabdomys</i>	RPC70	M	Non scrotal	No	25	Dry	Windy	Overcast	N/A	N/A
18/02/2012	TC2	Kelarny B	<i>Rhabdomys</i>	RPC72	F	Nipples	No	63	Dry	Windy	Overcast	N/A	N/A
18/02/2012	TD1	Kelarny B	<i>Rhabdomys</i>	RPC206	M	Non scrotal	No	33	Dry	Windy	Overcast	N/A	N/A
18/02/2012	TD1	Kelarny B	<i>Rhabdomys</i>	RPC220	F	Non perforate	No	49	Dry	Windy	Overcast	N/A	N/A

Table A2: Continued.

Date	Trap code	Site	Genus	Animal	Sex	Condition	Retrap	Weight	Soil	Wind	Weather	Temp	Remark
18/02/2012	TD3	Kelarny B	<i>Rhabdomys</i>	RPC71	F	Non perforate	No	39	Dry	Windy	Overcast	N/A	N/A
18/02/2012	TD5	Kelarny B	<i>Rhabdomys</i>	RPC74	F	Nipples	No	57	Dry	Windy	Overcast	N/A	N/A
18/02/2012	TD6	Kelarny B	<i>Rhabdomys</i>	RPC60	M	Scrotal	No	56	Dry	Windy	Overcast	N/A	N/A
18/02/2012	TD6	Kelarny B	<i>Rhabdomys</i>	RPC66	F	Non perforate	No	46	Dry	Windy	Overcast	N/A	N/A
18/02/2012	TE6	Kelarny B	<i>Rhabdomys</i>	DEAD	M	Scrotal	No	N/a	Dry	Windy	Overcast	N/A	N/A
19/02/2012	TA1	Junction 10	<i>Rhabdomys</i>	RPC60	M	Scrotal	No	38.5	Dry	Slight	Clear	26	N/A
19/02/2012	TA1	Junction 10	<i>Rhabdomys</i>	RPC44	M	Juvenile	No	17	Dry	Slight	Clear	26	N/A
19/02/2012	TA2	Junction 10	<i>Rhabdomys</i>	RPC34	F	Non perforate	No	27	Dry	Slight	Clear	26	N/A
19/02/2012	TA2	Junction 10	<i>Rhabdomys</i>	RPC1	F	Non perforate	Yes	48	Dry	Slight	Clear	26	N/A
19/02/2012	TA3	Junction 10	<i>Rhabdomys</i>	N/A	N/A	N/A	N/A	N/A	Dry	Slight	Clear	26	Escaped
19/02/2012	TA4	Junction 10	<i>Rhabdomys</i>	N/A	N/A	N/a	N/a	N/a	Dry	Slight	Clear	26	Escaped
19/02/2012	TA5	Junction 10	<i>Rhabdomys</i>	RPC31	M	Juvenile	Yes	21	Dry	Slight	Clear	26	N/A
19/02/2012	TA5	Junction 10	<i>Rhabdomys</i>	RPC37	M	Scrotal	No	48	Dry	Slight	Clear	26	N/A
19/02/2012	TA7	Junction 10	<i>Rhabdomys</i>	RPC26	M	Scrotal	No	49	Dry	Slight	Clear	26	N/A
19/02/2012	TA7	Junction 10	<i>Rhabdomys</i>	RPC30	F	Juvenile	No	23	Dry	Slight	Clear	26	N/A
19/02/2012	TA7	Junction 10	<i>Rhabdomys</i>	RPC15	F	Nipples	Yes	40	Dry	Slight	Clear	26	N/A
19/02/2012	TA7	Junction 10	<i>Rhabdomys</i>	RPC41	M	Juvenile	No	18	Dry	Slight	Clear	26	N/A
19/02/2012	TA8	Junction 10	<i>Rhabdomys</i>	RPC24	F	Non perforate	No	52	Dry	Slight	Clear	26	N/A
19/02/2012	TB4	Junction 10	<i>Rhabdomys</i>	N/A	N/A	N/A	N/A	N/A	Dry	Slight	Clear	26	Escaped
19/02/2012	TB6	Junction 10	<i>Rhabdomys</i>	DEAD	M	Juvenile	Yes	24	Dry	Slight	Clear	26	N/A
19/02/2012	TD1	Junction 10	<i>Rhabdomys</i>	RPC21	M	Juvenile	No	23.5	Dry	Slight	Clear	26	N/A
19/02/2012	TD1	Junction 10	<i>Rhabdomys</i>	RPC3	M	Scrotal	Yes	54	Dry	Slight	Clear	26	N/A
19/02/2012	TD2	Junction 10	<i>Rhabdomys</i>	N/A	N/A	N/A	N/A	N/A	Dry	Slight	Clear	26	Escaped
19/02/2012	TE3	Junction 10	<i>Rhabdomys</i>	DEAD	M	Scrotal	No	41	Dry	Slight	Clear	26	N/A
19/02/2012	TE7	Junction 10	<i>Rhabdomys</i>	RPC22	M	Juvenile	No	20	Dry	Slight	Clear	26	N/A
19/02/2012	TE8	Junction 10	<i>Rhabdomys</i>	RPC8	M	Scrotal	No	50	Dry	Slight	Clear	26	N/A
19/02/2012	TB3	Kelarny A	<i>Rhabdomys</i>	RPC13	M	Scrotal	Yes	51	Dry	Slight	90%	N/A	N/A

Table A2: Continued.

Date	Trap code	Site	Genus	Animal	Sex	Condition	Retrap	Weight	Soil	Wind	Weather	Temp	Remark
19/02/2012	TB6	Kelarny A	<i>Rhabdomys</i>	RPC2	F	Non perforate	Yes	34	Dry	Slight	90%	N/A	N/A
19/02/2012	TE2	Kelarny A	<i>Rhabdomys</i>	RPC61	M	Non scrotal	Yes	23	Dry	Slight	90%	N/A	N/A
19/02/2012	TE3	Kelarny A	<i>Rhabdomys</i>	RPC65	F	Non perforate	No	36	Dry	Slight	90%	N/A	N/A
19/02/2012	TE4	Kelarny A	<i>Mus</i>	MNC2	F	Perforate	No	47	Dry	Slight	90%	N/A	N/A
19/02/2012	TE4	Kelarny A	<i>Rhabdomys</i>	RPC1	M	Non scrotal	Yes	38	Dry	Slight	90%	N/A	N/A
19/02/2012	TE5	Kelarny A	<i>Rhabdomys</i>	RPC4	M	Non scrotal	Yes	32	Dry	Slight	90%	N/A	N/A
19/02/2012	TE6	Kelarny A	<i>Rhabdomys</i>	RPC3	M	Scrotal	No	40	Dry	Slight	90%	N/A	N/A
19/02/2012	TE6	Kelarny A	<i>Rhabdomys</i>	RPC64	M	Scrotal	No	42.5	Dry	Slight	90%	N/A	N/A
19/02/2012	TA4	Kelarny B	<i>Rhabdomys</i>	RPC203	M	Scrotal	Yes	55	Dry	Slight	90%	N/A	N/A
19/02/2012	TB6	Kelarny B	<i>Rhabdomys</i>	N/A	N/A	N/a	Yes	N/a	Dry	Slight	90%	N/A	Escaped
19/02/2012	TC6	Kelarny B	<i>Rhabdomys</i>	N/A	M	Scrotal	Yes	35	Dry	Slight	90%	N/A	Escaped
19/02/2012	TD1	Kelarny B	<i>Rhabdomys</i>	RPC220	F	Non perforate	Yes	49	Dry	Slight	90%	N/A	N/A
19/02/2012	TD5	Kelarny B	<i>Rhabdomys</i>	RPC64	M	Scrotal	Yes	41	Dry	Slight	90%	N/A	N/A
19/02/2012	TD6	Kelarny B	<i>Rhabdomys</i>	RPC66	F	Non perforate	Yes	36	Dry	Slight	90%	N/A	N/A
19/02/2012	TE1	Kelarny B	<i>Rhabdomys</i>	RPC100	M	Scrotal	Yes	45	Dry	Slight	90%	N/A	N/A
19/02/2012	TE1	Kelarny B	<i>Rhabdomys</i>	N/A	N/A	N/A	No	N/a	Dry	Slight	90%	N/A	Escaped
19/02/2012	TE2	Kelarny B	<i>Rhabdomys</i>	RPC63	M	Non scrotal	No	38	Dry	Slight	90%	N/A	N/a
19/02/2012	TE3	Kelarny B	<i>Rhabdomys</i>	RPC12	M	Non perforate	Yes	43	Dry	Slight	90%	N/A	N/A
19/02/2012	TE3	Kelarny B	<i>Rhabdomys</i>	RPC111	F	Non perforate	No	49	Dry	Slight	90%	N/A	N/A
19/02/2012	TE5	Kelarny B	<i>Rhabdomys</i>	RPC140	M	Scrotal	Yes	45	Dry	Slight	90%	N/A	N/a
19/02/2012	TE6	Kelarny B	<i>Rhabdomys</i>	N/A	N/A	N/a	N/a	N/a	Dry	Slight	90%	N/A	Escaped
20/02/2012	TA3	Junction 10	<i>Rhabdomys</i>	RPC1	F	Perforate	Yes	50	Dry	No wind	90%	20	N/A
20/02/2012	TA4	Junction 10	<i>Rhabdomys</i>	ESCAPED	N/A	N/A	N/A	N/A	Dry	No wind	90%	20	N/A
20/02/2012	TA4	Junction 10	<i>Rhabdomys</i>	RPC2	F	Non perforate	No	39.5	Dry	No wind	90%	20	N/A
20/02/2012	TA5	Junction 10	<i>Rhabdomys</i>	RPC37	M	Scrotal	Yes	48	Dry	No wind	90%	20	N/A
20/02/2012	TA6	Junction 10	<i>Rhabdomys</i>	RPC51	F	Juvenile	No	26	Dry	No wind	90%	20	N/A
20/02/2012	TC6	Junction 10	<i>Rhabdomys</i>	RPC50	F	Juvenile	No	28	Dry	No wind	90%	20	N/A

Table A2: Continued.

Date	Trap code	Site	Genus	Animal	Sex	Condition	Retrap	Weight	Soil	Wind	Weather	Temp	Remark
20/02/2012	TD3	Junction 10	<i>Rhabdomys</i>	RPC33	M	Scrotal	No	38	Dry	No wind	90%	20	N/A
20/02/2012	TD4	Junction 10	<i>Rhabdomys</i>	RPC32	M	Juvenile	No	25	Dry	No wind	90%	20	N/A
20/02/2012	TE2	Junction 10	<i>Rhabdomys</i>	DEAD	N/A	N/A	N/A	N/A	Dry	No wind	90%	20	N/A
20/02/2012	TE5	Junction 10	<i>Rhabdomys</i>	RPC11	M	Scrotal	Yes	49	Dry	No wind	90%	20	N/A
20/02/2012	TB3	Kelarny A	<i>Rhabdomys</i>	DEAD	M	Scrotal	No	N/a	Dry	No wind	90%	20	N/A
20/02/2012	TB5	Kelarny A	<i>Rhabdomys</i>	DEAD	M	Scrotal	Yes	N/a	Dry	No wind	90%	20	N/A
20/02/2012	TD4	Kelarny A	<i>Rhabdomys</i>	RPC51	F	Non perforate	No	24	Dry	No wind	90%	20	N/A
20/02/2012	TE4	Kelarny A	<i>Rhabdomys</i>	RPC5	M	Non scrotal	Yes	27	Dry	No wind	90%	20	N/A
20/02/2012	TE4	Kelarny A	<i>Rhabdomys</i>	RPC50	M	Non scrotal	No	21	Dry	No wind	90%	20	N/A
20/02/2012	TE5	Kelarny A	<i>Rhabdomys</i>	RPC4	M	Scrotal	Yes	55	Dry	No wind	90%	20	N/A
20/02/2012	TE6	Kelarny A	<i>Rhabdomys</i>	RPC3	M	Non scrotal	Yes	36	Dry	No wind	90%	20	N/A
20/02/2012	TB2	Kelarny B	<i>Rhabdomys</i>	RPC2B	M	Non scrotal	No	41	Dry	No wind	90%	Hot	N/A
20/02/2012	TB3	Kelarny B	<i>Rhabdomys</i>	RPC1B	F	Non perforate	No	35	Dry	No wind	90%	Hot	N/A
20/02/2012	TB5	Kelarny B	<i>Rhabdomys</i>	RPC70	F	Non perforate	Yes	46	Dry	No wind	90%	Hot	N/A
20/02/2012	TB6	Kelarny B	<i>Mus</i>	MMC2	M	Scrotal	No	8	Dry	No wind	90%	Hot	N/A
20/02/2012	TD3	Kelarny B	<i>Rhabdomys</i>	RPC71	F	Perforate	Yes	44	Dry	No wind	90%	Hot	N/A
20/02/2012	TA4	Kelarny A	<i>Rhabdomys</i>	N/A	M	Scrotal	No	N/a	Dry	Windy	80%	21	Escaped
20/02/2012	TA6	Kelarny A	<i>Rhabdomys</i>	RPC130	F	Non perforate	Yes	28	Dry	Windy	80%	21	N/A
20/02/2012	TA6	Kelarny A	<i>Rhabdomys</i>	N/A	M	N/A	No	27	Dry	Windy	80%	21	Escaped
20/02/2012	TB6	Kelarny A	<i>Rhabdomys</i>	N/A	F	N/A	No	58	Dry	Windy	80%	21	Escaped
20/02/2012	TC6	Kelarny A	<i>Rhabdomys</i>	RPC230	F	Non perforate	Yes	30	Dry	Windy	80%	21	N/A
20/02/2012	TD6	Kelarny A	<i>Rhabdomys</i>	RPC66	F	Non perforate	Yes	46	Dry	Windy	80%	21	N/A
21/02/2012	TB6	Kelarny A	<i>Rhabdomys</i>	RPC62	M	Scrotal	Yes	61	Dry	N/A	N/A	N/A	N/A
21/02/2012	TB6	Kelarny A	<i>Rhabdomys</i>	RPC53	F	Non perforate	Yes	32	Dry	N/A	N/A	N/A	N/A
21/02/2012	TC4	Kelarny A	<i>Micaelamys</i>	N/A	N/A	N/a	Yes	N/a	Dry	N/A	N/A	N/A	Not marked
21/02/2012	TD4	Kelarny A	<i>Rhabdomys</i>	RPC51	F	Non perforate	Yes	26	Dry	N/A	N/A	N/A	N/A
21/02/2012	TD4	Kelarny A	<i>Rhabdomys</i>	RPC50	M	Non scrotal	Yes	21	Dry	N/A	N/A	N/A	N/A

Table A2: Continued.

Date	Trap code	Site	Genus	Animal	Sex	Condition	Retrap	Weight	Soil	Wind	Weather	Temp	Remark
21/02/2012	TE2	Kelarny A	<i>Rhabdomys</i>	RPC2	M	Non scrotal	Yes	33	Dry	N/A	N/A	N/A	N/A
21/02/2012	TE4	Kelarny A	<i>Rhabdomys</i>	RPC7	F	Perforate	Yes	45	Dry	N/A	N/A	N/A	N/A
21/02/2012	TE4	Kelarny A	<i>Rhabdomys</i>	RPC5	F	Perforate	Yes	65	Dry	N/A	N/A	N/A	N/A
21/02/2012	TE5	Kelarny A	<i>Rhabdomys</i>	ESCAPED	N/A	N/a	Yes	N/a	Dry	N/A	N/A	N/A	N/A
21/02/2012	TE6	Kelarny A	<i>Rhabdomys</i>	RPC64	M	Scrotal	Yes	41	Dry	N/A	N/A	N/A	N/A
21/02/2012	TE6	Kelarny A	<i>Rhabdomys</i>	RPC3	M	Scrotal	Yes	40	Dry	N/A	N/A	N/A	N/A
21/02/2012	TA4	Kelarny B	<i>Rhabdomys</i>	RPC6H	F	Non perforate	No	38	Dry	N/a	N/a	N/A	N/A
21/02/2012	TA5	Kelarny B	<i>Rhabdomys</i>	RPC4B	M	Non scrotal	No	48	Dry	N/A	N/A	N/A	N/a
21/02/2012	TA6	Kelarny B	<i>Rhabdomys</i>	RPC130	F	Non perforate	Yes	N/a	Dry	N/A	N/A	N/A	With 4 new babies
21/02/2012	TB6	Kelarny B	<i>Rhabdomys</i>	N/A	M	N/a	Yes	56	Dry	N/A	N/A	N/A	Escaped
21/02/2012	TD4	Kelarny B	<i>Rhabdomys</i>	RPC2H	M	Scrotal	No	47	Dry	N/A	N/A	N/A	N/a
21/02/2012	TD6	Kelarny B	<i>Rhabdomys</i>	RPC3B	F	Non perforate	No	36	Dry	N/A	N/A	N/A	N/a
21/02/2012	TD6	Kelarny B	<i>Rhabdomys</i>	RPC66	F	Non perforate	Yes	36	Dry	N/A	N/A	N/A	N/a
22/02/2012	TA1	Junction 10	<i>Rhabdomys</i>	DEAD	M	Scrotal	Dead	N/a	Dry	Windy	N/A	N/A	N/A
22/02/2012	TA6	Junction 10	<i>Rhabdomys</i>	RPC37	M	Scrotal	Yes	48	Dry	Windy	N/A	N/A	N/A
22/02/2012	TB1	Junction 10	<i>Rhabdomys</i>	DEAD	M	Scrotal	NO	N/A	Dry	Windy	N/A	N/A	N/A
22/02/2012	TB2	Junction 10	<i>Rhabdomys</i>	DEAD	F	Non perforate	N/A	N/A	Dry	Windy	N/A	N/A	N/A
22/02/2012	TD3	Junction 10	<i>Rhabdomys</i>	RPC55	F	Non perforate	No	20	Dry	Windy	N/A	N/A	N/A
22/02/2012	TD3	Junction 10	<i>Rhabdomys</i>	RPC33	M	Scrotal	Yes	38	Dry	Windy	N/A	N/A	N/A
22/02/2012	TD3	Junction 10	<i>Rhabdomys</i>	ESCAPED	N/A	N/A	N/A	N/A	Dry	Windy	N/A	N/A	N/A
22/02/2012	TD3	Junction 10	<i>Rhabdomys</i>	RPC56	F	Nipples	No	50	Dry	Windy	N/A	N/A	N/A
22/02/2012	TE5	Junction 10	<i>Rhabdomys</i>	RPC10	M	Non scrotal	Yes	35	Dry	Windy	N/A	N/A	N/A
02/04/2012	TB2	Kelarny A	<i>Rhabdomys</i>	RPC13	M	Scrotal	Yes	51	Dry	N/A	N/A	N/A	N/A
02/04/2012	TB6	Kelarny A	<i>Rhabdomys</i>	RPC2H	M	Non scrotal	No	46	Dry	N/A	N/A	N/A	N/A
02/04/2012	TD1	Kelarny B	<i>Rhabdomys</i>	RPC70	F	Non perforate	Yes	50	Dry	N/A	N/A	N/A	N/A
02/04/2012	TD3	Kelarny B	<i>Rhabdomys</i>	RPC72	F	Non perforate	Yes	42	Dry	N/A	N/A	N/A	N/A
02/04/2012	TD3	Kelarny B	<i>Rhabdomys</i>	RPC10	M	Non scrotal	Yes	43	Dry	N/A	N/A	N/A	N/A

Table A2: Continued.

Date	Trap code	Site	Genus	Animal	Sex	Condition	Retrap	Weight	Soil	Wind	Weather	Temp	Remark
02/04/2012	TD3	Kelarny B	<i>Rhabdomys</i>	RPC20	M	Non scrotal	Yes	55	Dry	N/A	N/A	N/A	N/A
02/04/2012	TD4	Kelarny B	<i>Rhabdomys</i>	RPC60	M	Non scrotal	Yes	54	Dry	N/A	N/A	N/A	N/A
02/04/2012	TD4	Kelarny B	<i>Rhabdomys</i>	RPC61H	M	Non scrotal	No	59	Dry	N/A	N/A	N/A	N/A
18/04/2012	TA6	Grasslands	<i>Rhabdomys</i>	RPC13	M	Non scrotal	Yes	50	Dry	Slight	70%	N/A	N/A
18/04/2012	TB10	Grasslands	<i>Rhabdomys</i>	RPC22	F	Non perforate	No	40	Dry	Slight	70%	N/A	N/A
19/04/2012	TA6	Grasslands	<i>Rhabdomys</i>	RPC14	M	Non scrotal	No	35	Dry	Windy	Clear	N/A	N/A
20/04/2012	TA6	Grasslands	<i>Rhabdomys</i>	RPC5	F	Non perforate	No	35	Dry	Slight	80%	16	N/A
20/04/2012	TC8	Grasslands	<i>Rhabdomys</i>	RPC10	M	Non scrotal	Yes	51	Dry	Windy	Clear	16	N/A
21/04/2012	TA6	Grasslands	<i>Rhabdomys</i>	RPC5	F	Non perforate	Yes	35	Dry	Slight	80%	N/A	N/A
21/04/2012	TA7	Grasslands	<i>Rhabdomys</i>	RPC13	M	Non scrotal	Yes	50	Dry	Slight	80%	N/A	N/A
21/04/2012	TA8	Grasslands	<i>Rhabdomys</i>	RPC22	F	Non perforate	Yes	40	Dry	Slight	80%	N/A	N/A
21/04/2012	TB1	Grasslands	<i>Rhabdomys</i>	N/A	N/A	N/a	No	N/a	Dry	Slight	80%	N/A	Not marked
21/04/2012	TB1	Grasslands	<i>Rhabdomys</i>	N/A	N/A	N/a	No	N/a	Dry	Slight	80%	N/A	Not marked
21/04/2012	TC1	Grasslands	<i>Micaelamys</i>	N/A	N/A	N/a	No	N/a	Dry	Slight	80%	N/A	Not marked
21/04/2012	TC2	Grasslands	<i>Rhabdomys</i>	RPC15	M	Non scrotal	No	31	Dry	Slight	80%	N/A	N/A
22/04/2012	TB9	Grasslands	<i>Rhabdomys</i>	RPC22	F	Non perforate	Yes	40	Dry	Windy	80%	N/A	N/A
22/04/2012	TC10	Grasslands	<i>Mus</i>	N/A	N/A	N/a	No	N/a	Dry	Windy	80%	N/A	Not marked
22/04/2012	TC2	Grasslands	<i>Mus</i>	N/A	N/A	N/a	No	N/a	Dry	Windy	80%	N/A	Not marked
22/04/2012	TD3	Grasslands	<i>Mus</i>	N/A	N/A	N/a	No	N/a	Dry	Windy	80%	N/A	Not marked
22/04/2012	TE2	Grasslands	<i>Micaelamys</i>	N/A	N/A	N/a	No	N/a	Dry	Windy	80%	N/A	Not marked
22/04/2012	TF2	Grasslands	<i>Mus</i>	N/A	N/A	N/a	No	N/a	Dry	Windy	80%	N/A	Not marked
29/04/2012	TA10	Junction 10	<i>Rhabdomys</i>	RPC22H	F	Non perforate	No	33	Dry	Windy	Overcast	N/A	N/A
29/04/2012	TA10	Junction 10	<i>Rhabdomys</i>	RPC2H	F	Non perforate	No	30	Dry	Windy	Overcast	N/A	N/A
29/04/2012	TA5	Junction 10	<i>Rhabdomys</i>	RPC2	M	Non scrotal	Yes	51	Dry	Windy	Overcast	N/A	N/A
29/04/2012	TA9	Junction 10	<i>Rhabdomys</i>	RPC1H	F	Non perforate	No	33	Dry	Windy	Overcast	N/A	N/A
29/04/2012	TC1	Junction 10	<i>Rhabdomys</i>	RPC21	F	Non perforate	Yes	31	Dry	Windy	Overcast	N/A	N/A
29/04/2012	TA1	Kelarny B	<i>Rhabdomys</i>	RPC4	F	Non perforate	No	16	Dry	N/A	Clear	N/A	N/A

Table A2: Continued.

Date	Trap code	Site	Genus	Animal	Sex	Condition	Retrap	Weight	Soil	Wind	Weather	Temp	Remark
29/04/2012	TA1	Kelarny B	<i>Rhabdomys</i>	RPC2	F	Non perforate	No	21	Dry	N/A	Clear	N/A	N/A
29/04/2012	TB2	Kelarny B	<i>Rhabdomys</i>	RPC73	F	Non perforate	Yes	69.5	Dry	N/A	Clear	N/A	N/A
29/04/2012	TB3	Kelarny B	<i>Rhabdomys</i>	RPC21H	F	Non perforate	No	38	Dry	N/A	Clear	N/A	N/A
29/04/2012	TB3	Kelarny B	<i>Rhabdomys</i>	RPC22H	M	Scrotal	No	47	Dry	N/A	Clear	N/A	N/A
29/04/2012	TB3	Kelarny B	<i>Rhabdomys</i>	RPC24H	F	Non perforate	No	40	Dry	N/A	Clear	N/A	N/A
29/04/2012	TC1	Kelarny B	<i>Rhabdomys</i>	RPC23H	F	Non perforate	No	29	Dry	N/A	Clear	N/A	N/A
29/04/2012	TC5	Kelarny B	<i>Rhabdomys</i>	RPC20H	F	Pregnant	No	46	Dry	N/A	Clear	N/A	N/A
29/04/2012	TD2	Kelarny B	<i>Rhabdomys</i>	RPC11H	M	Scrotal	No	52	Dry	N/A	Clear	N/A	N/A
29/04/2012	TD2	Kelarny B	<i>Rhabdomys</i>	RPC10H	M	Non scrotal	No	32	Dry	N/A	Clear	N/A	N/A
29/04/2012	TD3	Kelarny B	<i>Rhabdomys</i>	RPC12H	M	Non scrotal	No	47	Dry	N/A	Clear	N/A	N/A
29/04/2012	TD5	Kelarny B	<i>Rhabdomys</i>	RPC74	M	Scrotal	No	54	Dry	N/A	Clear	N/A	N/A
29/04/2012	TD5	Kelarny B	<i>Rhabdomys</i>	RPC13H	F	Non perforate	No	35	Dry	N/A	Clear	N/A	N/A
29/04/2012	TE1	Kelarny B	<i>Rhabdomys</i>	RPC63	M	Scrotal	Yes	39	Dry	N/A	Clear	N/A	N/A
29/04/2012	TE1	Kelarny B	<i>Rhabdomys</i>	RPC7H	M	Scrotal	No	48	Dry	N/A	Clear	N/A	N/A
29/04/2012	TE4	Kelarny B	<i>Rhabdomys</i>	RPC3	M	Scrotal	Yes	40	Dry	N/A	Clear	N/A	N/A
29/04/2012	TE6	Kelarny B	<i>Rhabdomys</i>	RPC66	F	Non perforate	Yes	35	Dry	N/A	Clear	N/A	N/A
29/04/2012	TE6	Kelarny B	<i>Rhabdomys</i>	RPC14H	F	Non perforate	No	40	Dry	N/A	Clear	N/A	N/A
29/04/2012	TE6	Kelarny B	<i>Rhabdomys</i>	RPC15H	F	Non perforate	No	37	Dry	N/A	Clear	N/A	N/A
30/04/2012	TA1	Junction 10	<i>Rhabdomys</i>	RPC3H	F	Non perforate	No	42	Dry	Slight	Clear	N/A	N/A
30/04/2012	TA5	Junction 10	<i>Rhabdomys</i>	RPC4H	F	Non perforate	No	30.5	Dry	Slight	Clear	N/A	N/A
30/04/2012	TA5	Junction 10	<i>Rhabdomys</i>	RPC3	F	Non perforate	Yes	50	Dry	Slight	Clear	N/A	N/A
30/04/2012	TA5	Junction 10	<i>Rhabdomys</i>	RPC2	F	Pregnant	Yes	50	Dry	Slight	Clear	N/A	N/A
30/04/2012	TA5	Junction 10	<i>Rhabdomys</i>	RPC5H	F	Non perforate	No	26	Dry	Slight	Clear	N/A	N/A
30/04/2012	TB2	Junction 10	<i>Rhabdomys</i>	RPC34	F	Non perforate	Yes	27	Dry	Slight	Clear	N/A	N/A
30/04/2012	TB2	Junction 10	<i>Rhabdomys</i>	RPC34	F	Non perforate	Yes	35	Dry	N/A	N/A	N/A	N/A
30/04/2012	TB8	Junction 10	<i>Rhabdomys</i>	RPC10H	M	Non scrotal	No	17	Dry	Slight	Clear	N/A	N/A
30/04/2012	TB8	Junction 10	<i>Rhabdomys</i>	RPC10H	M	Non scrotal	No	17	Dry	N/A	N/A	N/A	N/A

Table A2: Continued.

Date	Trap code	Site	Genus	Animal	Sex	Condition	Retrap	Weight	Soil	Wind	Weather	Temp	Remark
30/04/2012	TC10	Junction 10	<i>Rhabdomys</i>	RPC11H	M	Non scrotal	No	12	Dry	Slight	Clear	N/A	N/A
30/04/2012	TC10	Junction 10	<i>Rhabdomys</i>	RPC11H	M	Juvenile	No	18	Dry	N/A	N/A	N/A	N/A
30/04/2012	TD3	Junction 10	<i>Rhabdomys</i>	RPC6H	F	Perforate	No	37	Dry	Slight	Clear	N/A	N/A
30/04/2012	TD3	Junction 10	<i>Rhabdomys</i>	RPC3	M	Non scrotal	No	47	Dry	Slight	Clear	N/A	N/A
30/04/2012	TE2	Junction 10	<i>Rhabdomys</i>	RPC12H	M	Non scrotal	No	14	Dry	Slight	Clear	N/A	N/A
30/04/2012	TE2	Junction 10	<i>Rhabdomys</i>	RPC12H	M	Juvenile	No	20	Dry	N/A	N/A	N/A	N/A
30/04/2012	TE3	Junction 10	<i>Rhabdomys</i>	RPC15H	M	Non scrotal	No	39	Dry	Slight	Clear	N/A	N/A
30/04/2012	TE3	Junction 10	<i>Rhabdomys</i>	RPC15H	M	Non scrotal	No	47	Dry	N/A	N/A	N/A	N/A
30/04/2012	TE5	Junction 10	<i>Rhabdomys</i>	RPC16H	F	Non perforate	No	23	Dry	Slight	Clear	N/A	N/A
30/04/2012	TE5	Junction 10	<i>Rhabdomys</i>	RPC10	F	Non perforate	No	36	Dry	Slight	Clear	N/A	N/A
30/04/2012	TE5	Junction 10	<i>Rhabdomys</i>	RPC13	M	Non scrotal	No	34	Dry	Slight	Clear	N/A	N/A
30/04/2012	TE5	Junction 10	<i>Rhabdomys</i>	RPC16H	F	Non perforate	No	17	Dry	N/A	N/A	N/A	N/A
30/04/2012	TE5	Junction 10	<i>Rhabdomys</i>	RPC10	F	Non perforate	Yes	44	Dry	N/A	N/A	N/A	N/A
30/04/2012	TE5	Junction 10	<i>Rhabdomys</i>	RPC13H	M	Non scrotal	No	42	Dry	N/A	N/A	N/A	N/A
30/04/2012	TF5	Junction 10	<i>Rhabdomys</i>	RPC7H	M	Scrotal	Yes	41	Dry	Slight	Clear	N/A	N/A
30/04/2012	TF5	Junction 10	<i>Rhabdomys</i>	RPC26H	F	Non perforate	No	26	Dry	Slight	Clear	N/A	N/A
30/04/2012	TA1	Kelarny B	<i>Rhabdomys</i>	RPC1H	F	Non perforate	No	35	Dry	N/A	Clear	N/A	N/A
30/04/2012	TA5	Kelarny B	<i>Rhabdomys</i>	RPC5H	M	Non scrotal	No	37	Dry	N/A	Clear	N/A	N/A
30/04/2012	TA5	Kelarny B	<i>Rhabdomys</i>	RPC3H	F	Non perforate	No	44	Dry	N/A	Clear	N/A	N/A
30/04/2012	TA5	Kelarny B	<i>Rhabdomys</i>	RPC13H	F	Non perforate	No	43	Dry	N/A	Clear	N/A	N/A
30/04/2012	TB3	Kelarny B	<i>Rhabdomys</i>	RPC22H	M	Scrotal	Yes	4	Dry	N/A	Clear	N/A	N/A
30/04/2012	TB3	Kelarny B	<i>Rhabdomys</i>	RPC30H	F	Non perforate	No	40	Dry	N/A	Clear	N/A	N/A
30/04/2012	TB3	Kelarny B	<i>Rhabdomys</i>	RPC31H	M	Non scrotal	No	50	Dry	N/A	Clear	N/A	N/A
30/04/2012	TB4	Kelarny B	<i>Mus</i>	MMC1	M	Non scrotal	No	4	Dry	N/A	Clear	N/A	N/A
30/04/2012	TB4	Kelarny B	<i>Mus</i>	MMC2	F	Non perforate	No	5	Dry	N/A	Clear	N/A	N/A
30/04/2012	TE1	Kelarny B	<i>Rhabdomys</i>	RPC63	M	Non scrotal	Yes	32	Dry	N/A	Clear	N/A	N/A
30/04/2012	TE1	Kelarny B	<i>Rhabdomys</i>	RPC6	F	Non perforate	No	28	Dry	N/A	Clear	N/A	N/A

Table A2: Continued.

Date	Trap code	Site	Genus	Animal	Sex	Condition	Retrap	Weight	Soil	Wind	Weather	Temp	Remark
30/04/2012	TE1	Kelarny B	<i>Rhabdomys</i>	RPC11H	M	Scrotal	Yes	52	Dry	N/A	Clear	N/A	N/A
30/04/2012	TE1	Kelarny B	<i>Rhabdomys</i>	RPC1	F	Non perforate	Yes	37	Dry	N/A	Clear	N/A	N/A
30/04/2012	TE1	Kelarny B	<i>Rhabdomys</i>	RPC2H	F	Non perforate	No	25	Dry	N/A	Clear	N/A	N/A
30/04/2012	TE4	Kelarny B	<i>Rhabdomys</i>	RPC60	M	Non scrotal	No	48	Dry	N/A	Clear	N/A	N/A
30/04/2012	TE6	Kelarny B	<i>Rhabdomys</i>	RPC14H	F	Non perforate	Yes	35	Dry	N/A	Clear	N/A	N/A
30/04/2012	TE6	Kelarny B	<i>Rhabdomys</i>	N/A	M	Non scrotal	N/a	N/a	Dry	N/A	Clear	N/A	Escaped
30/04/2012	TE6	Kelarny B	<i>Rhabdomys</i>	RPC40	F	Non perforate	Yes	40	Dry	N/A	Clear	N/A	N/A
30/04/2012	TE6	Kelarny B	<i>Rhabdomys</i>	RPC43	F	Non perforate	Yes	38	Dry	N/A	Clear	N/A	N/A
30/04/2012	TE6	Kelarny B	<i>Rhabdomys</i>	RPC66	F	Non perforate	No	30	Dry	N/A	Clear	N/A	N/A
30/04/2012	TA1	Kelarny A	<i>Rhabdomys</i>	RPC20H	F	Non perforate	No	45	Dry	N/A	Clear	N/A	N/A
30/04/2012	TA5	Kelarny A	<i>Micaelamys</i>	N/A	M	Non scrotal	No	41	Dry	N/A	Clear	N/A	Not marked
30/04/2012	TB2	Kelarny A	<i>Rhabdomys</i>	RPC16	M	Non scrotal	Yes	53	Dry	N/A	Clear	N/A	Might be RPC13
30/04/2012	TB3	Kelarny A	<i>Rhabdomys</i>	RPC61	F	Non perforate	Yes	31	Dry	N/A	Clear	N/A	N/A
30/04/2012	TC4	Kelarny A	<i>Mus</i>	MMC1	M	Non scrotal	No	4	Dry	N/A	Clear	N/A	N/A
30/04/2012	TC4	Kelarny A	<i>Mus</i>	MMC2	M	Non scrotal	No	6	Dry	N/A	Clear	N/A	N/A
30/04/2012	TE1	Kelarny A	<i>Rhabdomys</i>	RPC5H	F	Non perforate	Yes	40	Dry	N/A	Clear	N/A	N/A
30/04/2012	TE1	Kelarny A	<i>Rhabdomys</i>	RPC7H	F	Non perforate	No	20	Dry	N/A	Clear	N/A	N/A
30/04/2012	TE1	Kelarny A	<i>Rhabdomys</i>	RPC6H	M	Non scrotal	Yes	39	Dry	N/A	Clear	N/A	N/A
30/04/2012	TE2	Kelarny A	<i>Rhabdomys</i>	RPC15H	F	Non perforate	No	34	Dry	N/A	Clear	N/A	N/A
30/04/2012	TE2	Kelarny A	<i>Rhabdomys</i>	RPC5	F	Non perforate	Yes	40	Dry	N/A	Clear	N/A	N/A
30/04/2012	TE2	Kelarny A	<i>Rhabdomys</i>	RPC16H	M	Scrotal	No	27	Dry	N/A	Clear	N/A	N/A
30/04/2012	TE6	Kelarny A	<i>Rhabdomys</i>	RPC10H	F	Non perforate	No	21	Dry	N/A	Clear	N/A	N/A
30/04/2012	TE6	Kelarny A	<i>Rhabdomys</i>	RPC11H	M	Non scrotal	No	23	Dry	N/A	Clear	N/A	N/A
30/04/2012	TE6	Kelarny A	<i>Rhabdomys</i>	RPC13H	M	Non scrotal	No	24	Dry	N/A	Clear	N/A	N/A
30/04/2012	TB6	Kelarny B	<i>Rhabdomys</i>	RPC27H	M	Scrotal	No	42	Dry	N/A	Clear	N/A	N/A
30/04/2012	TD2	Kelarny B	<i>Rhabdomys</i>	RPC10H	F	Non perforate	Yes	21	Dry	N/A	Clear	N/A	N/A
30/04/2012	TD3	Kelarny B	<i>Rhabdomys</i>	RPC2	M	Non scrotal	Yes	52	Dry	N/A	Clear	N/A	N/A

Table A2: Continued.

Date	Trap code	Site	Genus	Animal	Sex	Condition	Retrap	Weight	Soil	Wind	Weather	Temp	Remark
30/04/2012	TD3	Kelarny B	<i>Rhabdomys</i>	RPC72	F	Non perforate	Yes	45	Dry	N/A	Clear	N/A	N/A
30/04/2012	TD4	Kelarny B	<i>Rhabdomys</i>	RPC20H	M	Non scrotal	No	37	Dry	N/A	Clear	N/A	Needs hair cut
30/04/2012	TD5	Kelarny B	<i>Rhabdomys</i>	RPC30	F	Non perforate	Yes	50	Dry	N/A	Clear	N/A	N/A
30/04/2012	TD5	Kelarny B	<i>Rhabdomys</i>	RPC21H	F	Non perforate	No	35	Dry	N/A	Clear	N/A	N/A
30/04/2012	TD6	Kelarny B	<i>Rhabdomys</i>	RPC25H	F	Non perforate	No	25	Dry	N/A	Clear	N/A	N/A
30/04/2012	TD6	Kelarny B	<i>Rhabdomys</i>	RPC26H	F	Perforate	No	43	Dry	N/A	Clear	N/A	N/A
01/05/2012	TF10	Grasslands	<i>Rhabdomys</i>	RPC20	M	Non scrotal	Yes	17	Dry	Slight	Overcast	30	N/A
01/05/2012	TB2	Junction 10	<i>Rhabdomys</i>	RPC34	F	Perforate	Yes	27	Dry	N/A	N/A	N/A	N/A
01/05/2012	TB4	Junction 10	<i>Rhabdomys</i>	RPC14H	M	Non scrotal	No	18	Dry	N/A	N/A	N/A	N/A
01/05/2012	TB5	Junction 10	<i>Rhabdomys</i>	RPC17H	F	Non perforate	No	21	Dry	N/A	N/A	N/A	N/A
01/05/2012	TB5	Junction 10	<i>Rhabdomys</i>	RPC31H	F	Non perforate	No	48	Dry	N/A	N/A	N/A	N/A
01/05/2012	TB5	Junction 10	<i>Rhabdomys</i>	RPC34H	M	Non scrotal	No	54	Dry	N/A	N/A	N/A	N/A
01/05/2012	TB5	Junction 10	<i>Rhabdomys</i>	RPC10H	M	Non scrotal	Yes	17	Dry	N/A	N/A	N/A	N/A
01/05/2012	TC7	Junction 10	<i>Rhabdomys</i>	RPC21H	F	Non perforate	No	26	Dry	N/A	N/A	N/A	N/A
01/05/2012	TC10	Junction 10	<i>Mus</i>	MMC1	F	Non perforate	No	4	Dry	N/A	N/A	N/A	N/A
01/05/2012	TE2	Junction 10	<i>Rhabdomys</i>	RPC12H	M	Non scrotal	Yes	14	Dry	N/A	N/A	N/A	N/A
01/05/2012	TE3	Junction 10	<i>Rhabdomys</i>	RPC3	M	Non scrotal	Yes	53	Dry	N/A	N/A	N/A	N/A
01/05/2012	TE4	Junction 10	<i>Rhabdomys</i>	RPC22H	F	Non perforate	No	27.5	Dry	N/A	N/A	N/A	N/A
01/05/2012	TE5	Junction 10	<i>Rhabdomys</i>	RPC30H	M	Non scrotal	No	15	Dry	N/A	N/A	N/A	N/A
01/05/2012	TE5	Junction 10	<i>Rhabdomys</i>	RPC26	M	Non scrotal	Yes	49	Dry	N/A	N/A	N/A	N/A
01/05/2012	TE5	Junction 10	<i>Rhabdomys</i>	RPC16	F	Non perforate	No	21	Dry	N/A	N/A	N/A	N/A
01/05/2012	TE5	Junction 10	<i>Rhabdomys</i>	RPC10	F	Non perforate	Yes	36	Dry	N/A	N/A	N/A	N/A
01/05/2012	TE5	Junction 10	<i>Rhabdomys</i>	RPC32H	M	Non scrotal	No	26	Dry	N/A	N/A	N/A	N/A
01/05/2012	TE6	Junction 10	<i>Mus</i>	MMC2	F	Non perforate	No	6	Dry	N/A	N/A	N/A	N/A
01/05/2012	TB4	Kelarny A	<i>Rhabdomys</i>	RPC13	M	Non scrotal	Yes	50	Dry	N/A	N/A	N/A	N/A
01/05/2012	TC5	Kelarny A	<i>Rhabdomys</i>	RPC21H	F	Non perforate	No	26	Dry	N/A	N/A	N/A	N/A
01/05/2012	TE2	Kelarny A	<i>Rhabdomys</i>	RPC5	F	Non perforate	Yes	34	Dry	N/A	N/A	N/A	N/A

Table A2: Continued.

Date	Trap code	Site	Genus	Animal	Sex	Condition	Retrap	Weight	Soil	Wind	Weather	Temp	Remark
01/05/2012	TE2	Kelarny A	<i>Rhabdomys</i>	RPC16H	M	Non scrotal	Yes	27	Dry	N/A	N/A	N/A	N/A
01/05/2012	TE2	Kelarny A	<i>Rhabdomys</i>	RPC15H	F	Non scrotal	Yes	34	Dry	N/A	N/A	N/A	N/A
01/05/2012	TE2	Kelarny A	<i>Rhabdomys</i>	RPC12H	M	Non scrotal	No	17	Dry	N/A	N/A	N/A	N/A
01/05/2012	TE4	Kelarny A	<i>Rhabdomys</i>	RPC7	F	Non perforate	Yes	55	Dry	N/A	N/A	N/A	N/A
01/05/2012	TE5	Kelarny A	<i>Rhabdomys</i>	RPC3	M	Non scrotal	Yes	46	Dry	N/A	N/A	N/A	Dead
01/05/2012	TE5	Kelarny A	<i>Rhabdomys</i>	RPC17H	M	Non scrotal	No	54	Dry	N/A	N/A	N/A	N/A
01/05/2012	TE6	Kelarny A	<i>Mus</i>	MMC11	F	Non perforate	No	10	Dry	N/A	N/A	N/A	N/A
01/05/2012	TC1	Kelarny B	<i>Rhabdomys</i>	RPC51H	M	Non scrotal	No	31	Dry	N/A	N/A	N/A	N/A
01/05/2012	TD6	Kelarny B	<i>Rhabdomys</i>	RPC25H	F	Non perforate	Yes	25	Dry	N/A	N/A	N/A	N/A
01/05/2012	TD6	Kelarny B	<i>Rhabdomys</i>	RPC51H	F	Non perforate	No	30	Dry	N/A	N/A	N/A	N/A
01/05/2012	TD6	Kelarny B	<i>Rhabdomys</i>	RPC22	F	Non perforate	Yes	40	Dry	N/A	N/A	N/A	N/A
01/05/2012	TE1	Kelarny B	<i>Rhabdomys</i>	RPC6H	F	Non perforate	No	23	Dry	N/A	N/A	N/A	N/A
01/05/2012	TE2	Kelarny B	<i>Rhabdomys</i>	RPF50H	M	Non scrotal	No	34	Dry	N/A	N/A	N/A	N/A
01/05/2012	TE4	Kelarny B	<i>Rhabdomys</i>	RPC60	M	Scrotal	Yes	54	Dry	N/A	N/A	N/A	N/A
01/05/2012	TE4	Kelarny B	<i>Rhabdomys</i>	RPC111	F	Non perforate	Yes	49	Dry	N/A	N/A	N/A	N/A
01/05/2012	TE6	Kelarny B	<i>Rhabdomys</i>	RPC40	M	Non scrotal	Yes	46	Dry	N/A	N/A	N/A	N/A
01/05/2012	TE6	Kelarny B	<i>Rhabdomys</i>	RPC20	M	Non scrotal	Yes	47	Dry	N/A	N/A	N/A	N/A
01/05/2012	TE6	Kelarny B	<i>Rhabdomys</i>	RPC15H	F	Non perforate	Yes	37	Dry	N/A	N/A	N/A	N/A
01/05/2012	TE6	Kelarny B	<i>Rhabdomys</i>	RPC66	F	Non perforate	Yes	36	Dry	N/A	N/A	N/A	N/A
01/05/2012	TA5	Kelarny B	<i>Rhabdomys</i>	RPC5H	F	Non perforate	Yes	40	Dry	N/A	N/A	N/A	N/A
01/05/2012	TB2	Kelarny B	<i>Rhabdomys</i>	RPC24H	F	Non perforate	Yes	40	Dry	N/A	N/A	N/A	N/A
01/05/2012	TB2	Kelarny B	<i>Rhabdomys</i>	RPC21H	F	Non perforate	Yes	38	Dry	N/A	N/A	N/A	N/A
01/05/2012	TB2	Kelarny B	<i>Rhabdomys</i>	RPC12	M	Non scrotal	Yes	43	Dry	N/A	N/A	N/A	N/A
01/05/2012	TB3	Kelarny B	<i>Rhabdomys</i>	RPC3H	F	Non perforate	Yes	44	Dry	N/A	N/A	N/A	N/A
01/05/2012	TD1	Kelarny B	<i>Micaelamys</i>	AN	N/A	N/a	N/a	N/a	Dry	N/A	N/A	N/A	Not marked
01/05/2012	TD1	Kelarny B	<i>Rhabdomys</i>	RPC53	F	Non perforate	Yes	40	Dry	N/A	N/A	N/A	N/A
01/05/2012	TD2	Kelarny B	<i>Rhabdomys</i>	RPC12H	M	Non scrotal	Yes	47	Dry	N/A	N/A	N/A	N/A

Table A2: Continued.

Date	Trap code	Site	Genus	Animal	Sex	Condition	Retrap	Weight	Soil	Wind	Weather	Temp	Remark
01/05/2012	TD2	Kelarny B	<i>Rhabdomys</i>	RPC10H	M	Non scrotal	Yes	32	Dry	N/A	N/A	N/A	N/A
01/05/2012	TD2	Kelarny B	<i>Rhabdomys</i>	RPC32H	F	Perforate	Yes	43	Dry	N/A	N/A	N/A	N/A
01/05/2012	TD2	Kelarny B	<i>Rhabdomys</i>	RPC32H	F	Non perforate	No	48	Dry	N/A	N/A	N/A	N/A
01/05/2012	TD4	Kelarny B	<i>Rhabdomys</i>	RPC20H	F	Non perforate	Yes	40	Dry	N/A	N/A	N/A	N/A
01/05/2012	TD5	Kelarny B	<i>Rhabdomys</i>	RPC33H	F	Nipples	No	41	Dry	N/A	N/A	N/A	N/A
01/05/2012	TD5	Kelarny B	<i>Rhabdomys</i>	RPC74	F	Perforate	Yes	51	Dry	N/A	N/A	N/A	N/A
01/05/2012	TD5	Kelarny B	<i>Rhabdomys</i>	RPC21H	F	Non perforate	Yes	36	Dry	N/A	N/A	N/A	N/A
02/05/2012	TD5	Kelarny B	<i>Rhabdomys</i>	RPC74	F	Non perforate	Yes	51	Dry	No wind	Overcast	15	N/A
02/05/2012	TD5	Kelarny B	<i>Rhabdomys</i>	RPC33H	F	Pregnant	Yes	41	Dry	No wind	Overcast	15	N/A
02/05/2012	TD5	Kelarny B	<i>Rhabdomys</i>	RPC52H	M	Juvenile	No	37	Dry	No wind	Overcast	15	N/A
02/05/2012	TD5	Kelarny B	<i>Rhabdomys</i>	RPC53H	M	Juvenile	No	37	Dry	No wind	Overcast	15	N/A
02/05/2012	TD6	Kelarny B	<i>Rhabdomys</i>	RPC26	F	Non perforate	Yes	46.5	Dry	No wind	Overcast	15	N/A
02/05/2012	TD6	Kelarny B	<i>Rhabdomys</i>	RPC21H	F	Non perforate	Yes	38	Dry	No wind	Overcast	15	N/A
02/05/2012	TE1	Kelarny B	<i>Rhabdomys</i>	RPC2H	F	Non perforate	Yes	31	Dry	No wind	Overcast	15	N/A
02/05/2012	TE6	Kelarny B	<i>Rhabdomys</i>	RPC43	F	Non perforate	Yes	38	Dry	No wind	Overcast	15	N/A
02/05/2012	TE2	Kelarny B	<i>Rhabdomys</i>	RPC6H	F	Non perforate	Yes	38	Dry	No wind	Overcast	15	N/A
02/05/2012	TE6	Kelarny B	<i>Rhabdomys</i>	RPC40	M	Scrotal	Yes	46	Dry	No wind	Overcast	15	N/A
02/05/2012	TE6	Kelarny B	<i>Rhabdomys</i>	RPC15H	F	Non perforate	Yes	37	Dry	No wind	Overcast	15	N/A
02/05/2012	TE6	Kelarny B	<i>Rhabdomys</i>	RPC66	F	Non perforate	Yes	30	Dry	No wind	Overcast	15	N/A
02/05/2012	TB2	Junction 10	<i>Rhabdomys</i>	RPC34	F	Non perforate	Yes	27	Dry	No wind	Overcast	15	N/A
02/05/2012	TB2	Junction 10	<i>Rhabdomys</i>	RPC23H	F	Non perforate	No	29	Dry	No wind	Overcast	15	N/A
02/05/2012	TB2	Junction 10	<i>Rhabdomys</i>	RPC24H	F	Non perforate	No	52	Dry	No wind	Overcast	15	N/A
02/05/2012	TB3	Junction 10	<i>Rhabdomys</i>	RPC35H	M	Non scrotal	No	46	Dry	No wind	Overcast	15	N/A
02/05/2012	TC5	Junction 10	<i>Rhabdomys</i>	RPC32H	M	Non perforate	Yes	25	Dry	No wind	Overcast	15	N/A
02/05/2012	TC6	Junction 10	<i>Rhabdomys</i>	RPC26H	F	Non perforate	No	29	Dry	No wind	Overcast	15	N/A
02/05/2012	TC10	Junction 10	<i>Rhabdomys</i>	RPC11H	M	Juvenile	Yes	12	Dry	No wind	Overcast	15	N/A
02/05/2012	TD5	Junction 10	<i>Rhabdomys</i>	RPC40H	F	Non perforate	No	23	Dry	No wind	Overcast	15	N/A

Table A2: Continued.

Date	Trap code	Site	Genus	Animal	Sex	Condition	Retrap	Weight	Soil	Wind	Weather	Temp	Remark
02/05/2012	TE3	Junction 10	<i>Rhabdomys</i>	RPC16H	F	Non perforate	Yes	23	Dry	No wind	Overcast	15	N/A
02/05/2012	TE5	Junction 10	<i>Rhabdomys</i>	RPC25H	M	Juvenile	Yes	26	Dry	No wind	Overcast	15	N/A
02/05/2012	TE1	Kelarny A	<i>Rhabdomys</i>	RPC5H	F	Non perforate	Yes	40	Dry	No wind	Overcast	15	N/A
02/05/2012	TE1	Kelarny A	<i>Rhabdomys</i>	RPC14H	M	Non scrotal	No	44	Dry	No wind	Overcast	15	N/A
02/05/2012	TE2	Kelarny A	<i>Rhabdomys</i>	RPC15H	F	Non perforate	Yes	34	Dry	No wind	Overcast	15	N/A
02/05/2012	TE3	Kelarny A	<i>Rhabdomys</i>	RPC12H	M	Non scrotal	Yes	47	Dry	No wind	Overcast	15	N/A
02/05/2012	TE3	Kelarny A	<i>Rhabdomys</i>	RPC30H	F	Non perforate	No	33	Dry	No wind	Overcast	15	N/A
02/05/2012	TE5	Kelarny A	<i>Rhabdomys</i>	RPC7H	F	Non perforate	Yes	48	Dry	No wind	Overcast	15	N/A
02/05/2012	TE5	Kelarny A	<i>Rhabdomys</i>	RPC31H	F	Non perforate	No	30	Dry	No wind	Overcast	15	N/A
03/05/2012	TA10	Junction 10	<i>Rhabdomys</i>	RPC22H	F	Non perforate	Yes	28	Dry	N/A	N/A	N/A	N/A
03/05/2012	TA10	Junction 10	<i>Rhabdomys</i>	RPC1H	F	Non perforate	Yes	48	Dry	N/A	N/A	N/A	N/A
03/05/2012	TB2	Junction 10	<i>Rhabdomys</i>	RPC34	F	Non perforate	Yes	35	Dry	N/A	N/A	N/A	N/A
03/05/2012	TB3	Junction 10	<i>Rhabdomys</i>	RPC4	M	Scrotal	Yes	55	Dry	N/A	N/A	N/A	N/A
03/05/2012	TB5	Junction 10	<i>Rhabdomys</i>	RPC27H	F	Non perforate	No	33	Dry	N/A	N/A	N/A	N/A
03/05/2012	TB5	Junction 10	<i>Rhabdomys</i>	RPC34H	M	Non scrotal	Yes	54	Dry	N/A	N/A	N/A	N/A
03/05/2012	TB5	Junction 10	<i>Rhabdomys</i>	RPC20	F	Non perforate	Yes	24	Dry	N/A	N/A	N/A	N/A
03/05/2012	TB6	Junction 10	<i>Rhabdomys</i>	RPC14H	F	Non perforate	No	28	Dry	N/A	N/A	N/A	N/A
03/05/2012	TB9	Junction 10	<i>Rhabdomys</i>	RPC30	F	Non perforate	Yes	23	Dry	N/A	N/A	N/A	N/A
03/05/2012	TC10	Junction 10	<i>Rhabdomys</i>	RPC11H	M	Non scrotal	Yes	12	Dry	N/A	N/A	N/A	N/A
03/05/2012	TE2	Junction 10	<i>Rhabdomys</i>	RPC12H	M	Non scrotal	Yes	20	Dry	N/A	N/A	N/A	N/A
03/05/2012	TE2	Junction 10	<i>Rhabdomys</i>	RPC3	M	Scrotal	Yes	53	Dry	N/A	N/A	N/A	N/A
03/05/2012	TE9	Junction 10	<i>Rhabdomys</i>	N/A	N/A	N/a	No	N/a	Dry	N/A	N/A	N/A	ESCAPES
03/05/2012	TF4	Junction 10	<i>Rhabdomys</i>	RPC41H	M	Non scrotal	No	46	Dry	N/A	N/A	N/A	N/A
03/05/2012	TB6	Kelarny A	<i>Rhabdomys</i>	RPC22H	M	Non scrotal	Yes	47	Dry	N/A	N/A	N/A	N/A
03/05/2012	TC1	Kelarny A	<i>Rhabdomys</i>	RPC12H	F	Non perforate	Yes	33	Dry	N/A	N/A	N/A	N/A
03/05/2012	TC4	Kelarny A	<i>Rhabdomys</i>	RPC21H	M	Non scrotal	Yes	34	Dry	N/A	N/A	N/A	N/A
03/05/2012	TC5	Kelarny A	<i>Rhabdomys</i>	RPC13	M	Scrotal	Yes	51	Dry	N/A	N/A	N/A	N/A

Table A2: Continued.

Date	Trap code	Site	Genus	Animal	Sex	Condition	Retrap	Weight	Soil	Wind	Weather	Temp	Remark
03/05/2012	TD1	Kelarny A	<i>Rhabdomys</i>	RPC2H	M	Non scrotal	Yes	46	Dry	N/A	N/A	N/A	N/A
03/05/2012	TE1	Kelarny A	<i>Rhabdomys</i>	RPC14H	M	Non scrotal	Yes	44	Dry	N/A	N/A	N/A	N/A
03/05/2012	TE1	Kelarny A	<i>Rhabdomys</i>	RPC16H	M	Non scrotal	Yes	27	Dry	N/A	N/A	N/A	N/A
03/05/2012	TE2	Kelarny A	<i>Rhabdomys</i>	RPC5H	F	Non perforate	Yes	40	Dry	N/A	N/A	N/A	N/A
03/05/2012	TE3	Kelarny A	<i>Rhabdomys</i>	RPC60H	M	Non scrotal	No	40	Dry	N/A	N/A	N/A	N/A
03/05/2012	TE5	Kelarny A	<i>Rhabdomys</i>	RPC31H	F	Non perforate	Yes	31	Dry	N/A	N/A	N/A	N/A
03/05/2012	TE6	Kelarny A	<i>Rhabdomys</i>	RPC3	F	Non perforate	Yes	34	Dry	N/A	N/A	N/A	N/A
03/05/2012	TE6	Kelarny A	<i>Rhabdomys</i>	RPC13H	M	Non scrotal	Yes	30	Dry	N/A	N/A	N/A	N/A
03/05/2012	TB4	Kelarny B	<i>Rhabdomys</i>	RPC3	M	Non scrotal	Yes	53	Dry	N/A	N/A	N/A	N/A
03/05/2012	TC5	Kelarny B	<i>Rhabdomys</i>	RPC40H	F	Non perforate	No	30	Dry	N/A	N/A	N/A	N/A
03/05/2012	TD2	Kelarny B	<i>Rhabdomys</i>	RPC51H	M	Non scrotal	Yes	34	Dry	N/A	N/A	N/A	N/A
03/05/2012	TD2	Kelarny B	<i>Rhabdomys</i>	RPC72	F	Perforate	Yes	42	Dry	N/A	N/A	N/A	N/A
03/05/2012	TD3	Kelarny B	<i>Rhabdomys</i>	RPC20	F	Non perforate	Yes	42	Dry	N/A	N/A	N/A	N/A
03/05/2012	TD4	Kelarny B	<i>Rhabdomys</i>	RPC10	M	Non scrotal	Yes	43	Dry	N/A	N/A	N/A	N/A
03/05/2012	TD5	Kelarny B	<i>Rhabdomys</i>	RPC11H	F	Non perforate	Yes	32	Dry	N/A	N/A	N/A	N/A
03/05/2012	TD6	Kelarny B	<i>Rhabdomys</i>	RPC60	M	Non scrotal	Yes	54	Dry	N/A	N/A	N/A	N/A
03/05/2012	TD6	Kelarny B	<i>Rhabdomys</i>	RPC74	F	Non perforate	Yes	52	Dry	N/A	N/A	N/A	N/A
03/05/2012	TD6	Kelarny B	<i>Rhabdomys</i>	RPC33H	F	Nipples	Yes	34	Dry	N/A	N/A	N/A	N/A
03/05/2012	TD6	Kelarny B	<i>Rhabdomys</i>	RPC22	F	Non perforate	Yes	45	Dry	N/A	N/A	N/A	N/A
03/05/2012	TE1	Kelarny B	<i>Rhabdomys</i>	RPC60H	M	Non scrotal	No	40	Dry	N/A	N/A	N/A	N/A
03/05/2012	TE1	Kelarny B	<i>Rhabdomys</i>	RPC20	F	Non perforate	Yes	42	Dry	N/A	N/A	N/A	N/A
03/05/2012	TE4	Kelarny B	<i>Rhabdomys</i>	RPC66	F	Non perforate	Yes	36	Dry	N/A	N/A	N/A	N/A
03/05/2012	TE6	Kelarny B	<i>Rhabdomys</i>	RPC31	F	Non perforate	Yes	27	Dry	N/A	N/A	N/A	N/A
03/05/2012	TE6	Kelarny B	<i>Rhabdomys</i>	RPC4	F	Non perforate	No	16	Dry	N/A	N/A	N/A	N/A
29/04/2012	TA3	Kelarny A	<i>Rhabdomys</i>	RPC1H	F	Non perforate	No	21	Dry	N/A	N/A	N/A	N/A
29/04/2012	TE1	Kelarny A	<i>Rhabdomys</i>	RPC5H	F	Non perforate	No	39	Dry	N/A	N/A	N/A	N/A
29/04/2012	TE1	Kelarny A	<i>Rhabdomys</i>	RPC6H	M	Non scrotal	No	39	Dry	N/A	N/A	N/A	N/A

Table A2: Continued.

Date	Trap code	Site	Genus	Animal	Sex	Condition	Retrap	Weight	Soil	Wind	Weather	Temp	Remark
29/04/2012	TE2	Kelarny A	<i>Rhabdomys</i>	RPC2H	F	Non perforate	No	41	Dry	N/A	N/A	N/A	N/A
29/04/2012	TE2	Kelarny A	<i>Rhabdomys</i>	RPC3H	F	Non perforate	No	24	Dry	N/A	N/A	N/A	N/A
29/04/2012	TE2	Kelarny A	<i>Rhabdomys</i>	RPC4H	F	Pregnant	No	51	Dry	N/A	N/A	N/A	N/A
30/04/2012	TA1	Kelarny B	<i>Rhabdomys</i>	RPC1H	F	Perforate	No	41	Dry	N/A	N/A	N/A	N/A
30/04/2012	TA5	Kelarny B	<i>Rhabdomys</i>	RPC5H	M	Non scrotal	No	43	Dry	N/A	N/A	N/A	N/A
30/04/2012	TA5	Kelarny B	<i>Rhabdomys</i>	RPC3H	F	Non perforate	No	50	Dry	N/A	N/A	N/A	N/A
30/04/2012	TA5	Kelarny B	<i>Rhabdomys</i>	RPC132	F	Non perforate	Yes	49	Dry	N/A	N/A	N/A	N/A
30/04/2012	TE1	Kelarny B	<i>Rhabdomys</i>	RPC63	M	Non scrotal	Yes	38	Dry	N/A	N/A	N/A	N/A
30/04/2012	TE1	Kelarny B	<i>Rhabdomys</i>	RPC6H	F	Non perforate	No	34	Dry	N/A	N/A	N/A	N/A
30/04/2012	TE1	Kelarny B	<i>Rhabdomys</i>	RPC11H	F	Non perforate	No	32	Dry	N/A	N/A	N/A	N/A
30/04/2012	TE1	Kelarny B	<i>Rhabdomys</i>	RPC1	F	Non perforate	Yes	43	Dry	N/A	N/A	N/A	N/A
30/04/2012	TE1	Kelarny B	<i>Rhabdomys</i>	RPC2H	F	Non perforate	No	31	Dry	N/A	N/A	N/A	N/A
30/04/2012	TE4	Kelarny B	<i>Rhabdomys</i>	RPC60	M	Non scrotal	Yes	54	Dry	N/A	N/A	N/A	N/A
30/04/2012	TE6	Kelarny B	<i>Rhabdomys</i>	RPC14H	F	Non perforate	No	41	Dry	N/A	N/A	N/A	N/A
30/04/2012	TE6	Kelarny B	<i>Rhabdomys</i>	RPC	N/A	N/a	No	N/A	Dry	N/A	N/A	N/A	Escaped
30/04/2012	TE6	Kelarny B	<i>Rhabdomys</i>	RPC40	M	Non scrotal	Yes	46	Dry	N/A	N/A	N/A	N/A
30/04/2012	TE6	Kelarny B	<i>Rhabdomys</i>	RPC43	F	Non perforate	Yes	44	Dry	N/A	N/A	N/A	N/A
30/04/2012	TE6	Kelarny B	<i>Rhabdomys</i>	RPC66	F	Non perforate	Yes	36	Dry	N/A	N/A	N/A	N/A
30/04/2012	TE1	Kelarny A	<i>Rhabdomys</i>	RPC5H	F	Non perforate	Yes	40	Dry	N/A	N/A	N/A	N/A
30/04/2012	TE1	Kelarny A	<i>Rhabdomys</i>	RPC7H	F	Non perforate	No	26	Dry	N/A	N/A	N/A	N/A
30/04/2012	TE1	Kelarny A	<i>Rhabdomys</i>	RPC6H	M	Non scrotal	Yes	39	Dry	N/A	N/A	N/A	N/A
30/04/2012	TE2	Kelarny A	<i>Rhabdomys</i>	RPC15H	F	Non perforate	No	40	Dry	N/A	N/A	N/A	N/A
30/04/2012	TE2	Kelarny A	<i>Rhabdomys</i>	RPC5	F	Non perforate	Yes	46	Dry	N/A	N/A	N/A	N/A
30/04/2012	TE2	Kelarny A	<i>Rhabdomys</i>	RPC16H	M	Non scrotal	No	33	Dry	N/A	N/A	N/A	N/A
30/04/2012	TE6	Kelarny A	<i>Rhabdomys</i>	RPC10H	F	Non perforate	No	27	Dry	N/A	N/A	N/A	N/A
30/04/2012	TE6	Kelarny A	<i>Rhabdomys</i>	RPC11H	M	Non scrotal	No	29	Dry	N/A	N/A	N/A	N/A
30/04/2012	TE6	Kelarny A	<i>Rhabdomys</i>	RPC13H	M	Non scrotal	No	30	Dry	N/A	N/A	N/A	N/A

Table A3: Raw data for terrestrial arthropods collected from pitfall traps from all three study sites (Grasslands, Junction 10 and Kelarny).

PLOT	WEIGHT	DATE	SITE	SEASON
A1	0.00	12/08/2011	Grasslands	Winter
A2	0.00	12/08/2011	Grasslands	Winter
A3	0.00	12/08/2011	Grasslands	Winter
A4	0.11	12/08/2011	Grasslands	Winter
A5	0.00	12/08/2011	Grasslands	Winter
A6	0.62	12/08/2011	Grasslands	Winter
B1	0.30	12/08/2011	Grasslands	Winter
B2	0.43	12/08/2011	Grasslands	Winter
B3	0.00	12/08/2011	Grasslands	Winter
B4	0.00	12/08/2011	Grasslands	Winter
B5	0.00	12/08/2011	Grasslands	Winter
B6	0.00	12/08/2011	Grasslands	Winter
C1	0.53	12/08/2011	Grasslands	Winter
C2	0.00	12/08/2011	Grasslands	Winter
C3	0.15	12/08/2011	Grasslands	Winter
C4	0.00	12/08/2011	Grasslands	Winter
C5	0.00	12/08/2011	Grasslands	Winter
C6	0.31	12/08/2011	Grasslands	Winter
D1	0.40	12/08/2011	Grasslands	Winter
D2	0.44	12/08/2011	Grasslands	Winter
D3	0.00	12/08/2011	Grasslands	Winter
D4	0.00	12/08/2011	Grasslands	Winter
D5	0.00	12/08/2011	Grasslands	Winter
D6	0.00	12/08/2011	Grasslands	Winter
A1	0.00	12/08/2011	Junction 10	Winter
A2	0.00	12/08/2011	Junction 10	Winter
A3	0.00	12/08/2011	Junction 10	Winter

Table A3: Continued.

PLOT	WEIGHT	DATE	SITE	SEASON
A4	0.00	12/08/2011	Junction 10	Winter
A5	0.00	12/08/2011	Junction 10	Winter
A6	0.00	12/08/2011	Junction 10	Winter
B1	0.00	12/08/2011	Junction 10	Winter
B2	0.00	12/08/2011	Junction 10	Winter
B3	0.74	12/08/2011	Junction 10	Winter
B4	0.00	12/08/2011	Junction 10	Winter
B5	0.00	12/08/2011	Junction 10	Winter
B6	0.00	12/08/2011	Junction 10	Winter
C1	0.31	12/08/2011	Junction 10	Winter
C2	0.00	12/08/2011	Junction 10	Winter
C3	0.39	12/08/2011	Junction 10	Winter
C4	0.22	12/08/2011	Junction 10	Winter
C5	0.00	12/08/2011	Junction 10	Winter
C6	0.00	12/08/2011	Junction 10	Winter
D1	0.00	12/08/2011	Junction 10	Winter
D2	0.49	12/08/2011	Junction 10	Winter
D3	0.15	12/08/2011	Junction 10	Winter
D4	0.16	12/08/2011	Junction 10	Winter
D5	0.40	12/08/2011	Junction 10	Winter
D6	0.10	12/08/2011	Junction 10	Winter
A1	0.44	12/08/2011	Kelarny	Winter
A2	0.12	12/08/2011	Kelarny	Winter
A3	0.52	12/08/2011	Kelarny	Winter
A4	0	12/08/2011	Kelarny	Winter
A5	0	12/08/2011	Kelarny	Winter
A6	0.04	12/08/2011	Kelarny	Winter

Table A3: Continued.

PLOT	WEIGHT	DATE	SITE	SEASON
B1	0	12/08/2011	Kelarny	Winter
B2	0.36	12/08/2011	Kelarny	Winter
B3	0.53	12/08/2011	Kelarny	Winter
B4	0.3	12/08/2011	Kelarny	Winter
B5	0	12/08/2011	Kelarny	Winter
B6	0	12/08/2011	Kelarny	Winter
C1	0.17	12/08/2011	Kelarny	Winter
C2	0	12/08/2011	Kelarny	Winter
C3	0.21	12/08/2011	Kelarny	Winter
C4	0.08	12/08/2011	Kelarny	Winter
C5	0.35	12/08/2011	Kelarny	Winter
C6	0.11	12/08/2011	Kelarny	Winter
D1	0	12/08/2011	Kelarny	Winter
D2	0	12/08/2011	Kelarny	Winter
D3	0.3	12/08/2011	Kelarny	Winter
D4	0	12/08/2011	Kelarny	Winter
D5	0.19	12/08/2011	Kelarny	Winter
D6	0.43	12/08/2011	Kelarny	Winter
A1	0.16	17/10/2011	Grasslands	Spring
A2	0.49	17/10/2011	Grasslands	Spring
A3	0.70	17/10/2011	Grasslands	Spring
A4	0.12	17/10/2011	Grasslands	Spring
A5	0.42	17/10/2011	Grasslands	Spring
A6	0.19	17/10/2011	Grasslands	Spring
B1	0.39	17/10/2011	Grasslands	Spring
B2	0.36	17/10/2011	Grasslands	Spring
B3	1.00	17/10/2011	Grasslands	Spring

Table A3: Continued.

PLOT	WEIGHT	DATE	SITE	SEASON
B4	7.09	17/10/2011	Grasslands	Spring
B5	0.27	17/10/2011	Grasslands	Spring
B6	0.29	17/10/2011	Grasslands	Spring
C1	0.53	17/10/2011	Grasslands	Spring
C2	0.56	17/10/2011	Grasslands	Spring
C3	0.01	17/10/2011	Grasslands	Spring
C4	4.11	17/10/2011	Grasslands	Spring
C5	0.27	17/10/2011	Grasslands	Spring
C6	0.01	17/10/2011	Grasslands	Spring
D1	0.02	17/10/2011	Grasslands	Spring
D2	0.00	17/10/2011	Grasslands	Spring
D3	0.00	17/10/2011	Grasslands	Spring
D4	0.00	17/10/2011	Grasslands	Spring
D5	0.61	17/10/2011	Grasslands	Spring
D6	0.03	17/10/2011	Grasslands	Spring
A1	0.00	17/10/2011	Junction 10	Spring
A2	0.00	17/10/2011	Junction 10	Spring
A3	0.39	17/10/2011	Junction 10	Spring
A4	0.42	17/10/2011	Junction 10	Spring
A5	0.08	17/10/2011	Junction 10	Spring
A6	0.00	17/10/2011	Junction 10	Spring
B1	0.00	17/10/2011	Junction 10	Spring
B2	1.18	17/10/2011	Junction 10	Spring
B3	0.02	17/10/2011	Junction 10	Spring
B4	0.08	17/10/2011	Junction 10	Spring
B5	1.96	17/10/2011	Junction 10	Spring
B6	0.00	17/10/2011	Junction 10	Spring

Table A3: Continued.

PLOT	WEIGHT	DATE	SITE	SEASON
C1	0.11	17/10/2011	Junction 10	Spring
C2	0.16	17/10/2011	Junction 10	Spring
C3	0.19	17/10/2011	Junction 10	Spring
C4	0.03	17/10/2011	Junction 10	Spring
C5	0.00	17/10/2011	Junction 10	Spring
C6	0.40	17/10/2011	Junction 10	Spring
D1	3.29	17/10/2011	Junction 10	Spring
D2	0.23	17/10/2011	Junction 10	Spring
D3	0.00	17/10/2011	Junction 10	Spring
D4	0.38	17/10/2011	Junction 10	Spring
D5	0.00	17/10/2011	Junction 10	Spring
D6	8.22	17/10/2011	Junction 10	Spring
A1	0.08	21/11/2011	Kelarny	Spring
A2	1.49	21/11/2011	Kelarny	Spring
A3	0.01	21/11/2011	Kelarny	Spring
A4	0.00	21/11/2011	Kelarny	Spring
A5	0.00	21/11/2011	Kelarny	Spring
A6	0.00	21/11/2011	Kelarny	Spring
B1	0.00	21/11/2011	Kelarny	Spring
B2	0.89	21/11/2011	Kelarny	Spring
B3	0.00	21/11/2011	Kelarny	Spring
B4	1.23	21/11/2011	Kelarny	Spring
B5	0.00	21/11/2011	Kelarny	Spring
B6	0.19	21/11/2011	Kelarny	Spring
C1	6.51	21/11/2011	Kelarny	Spring
C2	1.60	21/11/2011	Kelarny	Spring
C3	0.00	21/11/2011	Kelarny	Spring

Table A3: Continued.

PLOT	WEIGHT	DATE	SITE	SEASON
C4	0.85	21/11/2011	Kelarny	Spring
C5	0.00	21/11/2011	Kelarny	Spring
C6	0.00	21/11/2011	Kelarny	Spring
D1	2.05	21/11/2011	Kelarny	Spring
D2	1.18	21/11/2011	Kelarny	Spring
D3	1.11	21/11/2011	Kelarny	Spring
D4	0.00	21/11/2011	Kelarny	Spring
D5	0.39	21/11/2011	Kelarny	Spring
D6	0.11	21/11/2011	Kelarny	Spring
A1	0.18	30/01/2012	Grasslands	Summer
A2	0	30/01/2013	Grasslands	Summer
A3	2.37	30/01/2012	Grasslands	Summer
A4	0.15	30/01/2012	Grasslands	Summer
A5	3.28	30/01/2012	Grasslands	Summer
A6	3.39	30/01/2012	Grasslands	Summer
B1	0.63	30/01/2012	Grasslands	Summer
B2	1.18	30/01/2012	Grasslands	Summer
B3	4.2	30/01/2012	Grasslands	Summer
B4	0.22	30/01/2012	Grasslands	Summer
B5	1.99	30/01/2012	Grasslands	Summer
B6	3.5	30/01/2012	Grasslands	Summer
C1	9.59	30/01/2012	Grasslands	Summer
C2	0.17	30/01/2012	Grasslands	Summer
C3	0.23	30/01/2012	Grasslands	Summer
C4	0.53	30/01/2012	Grasslands	Summer
C5	0.25	30/01/2012	Grasslands	Summer
C6	0.24	30/01/2012	Grasslands	Summer

Table A3: Continued.

PLOT	WEIGHT	DATE	SITE	SEASON
D1	0.81	30/01/2012	Grasslands	Summer
D2	0.6	30/01/2012	Grasslands	Summer
D3	1.3	30/01/2012	Grasslands	Summer
D4	4.9	30/01/2012	Grasslands	Summer
D5	22.6	30/01/2012	Grasslands	Summer
D6	4.07	30/01/2012	Grasslands	Summer
A1	1.61	22/02/2012	Junction 10	Summer
A2	3.48	22/02/2012	Junction 10	Summer
A3	1.49	22/02/2012	Junction 10	Summer
A4	0	22/02/2012	Junction 10	Summer
A5	0	22/02/2012	Junction 10	Summer
A6	0	22/02/2012	Junction 10	Summer
B1	5.54	22/02/2012	Junction 10	Summer
B2	4.82	22/02/2012	Junction 10	Summer
B3	1.81	22/02/2012	Junction 10	Summer
B4	4.03	22/02/2012	Junction 10	Summer
B5	1.31	22/02/2012	Junction 10	Summer
B6	0.78	22/02/2012	Junction 10	Summer
C1	1.63	22/02/2012	Junction 10	Summer
C2	2.05	22/02/2012	Junction 10	Summer
C3	3.74	22/02/2012	Junction 10	Summer
C4	1.11	22/02/2012	Junction 10	Summer
C5	0	22/02/2012	Junction 10	Summer
C6	1.39	22/02/2012	Junction 10	Summer
D1	0	22/02/2012	Junction 10	Summer
D2	1.55	22/02/2012	Junction 10	Summer
D3	0	22/02/2012	Junction 10	Summer

Table A3: Continued.

PLOT	WEIGHT	DATE	SITE	SEASON
D4	0	22/02/2012	Junction 10	Summer
D5	1.66	22/02/2012	Junction 10	Summer
D6	0.85	22/02/2012	Junction 10	Summer
A1	1.31	22/02/2012	Kelarny	Summer
A2	0.94	22/02/2012	Kelarny	Summer
A3	1.21	22/02/2012	Kelarny	Summer
A4	2.27	22/02/2012	Kelarny	Summer
A5	1.44	22/02/2012	Kelarny	Summer
A6	1.01	22/02/2012	Kelarny	Summer
B1	7.87	22/02/2012	Kelarny	Summer
B2	1.28	22/02/2012	Kelarny	Summer
B3	4.51	22/02/2012	Kelarny	Summer
B4	9.76	22/02/2012	Kelarny	Summer
B5	1.58	22/02/2012	Kelarny	Summer
B6	2.09	22/02/2012	Kelarny	Summer
C1	3.37	22/02/2012	Kelarny	Summer
C2	2.58	22/02/2012	Kelarny	Summer
C3	1.45	22/02/2012	Kelarny	Summer
C4	8.93	22/02/2012	Kelarny	Summer
C5	6.96	22/02/2012	Kelarny	Summer
C6	3.19	22/02/2012	Kelarny	Summer
D1	0	22/02/2012	Kelarny	Summer
D2	0	22/02/2012	Kelarny	Summer
D3	2.04	22/02/2012	Kelarny	Summer
D4	0	22/02/2012	Kelarny	Summer
D5	1.02	22/02/2012	Kelarny	Summer
D6	1.99	22/02/2012	Kelarny	Summer

Table A3: Continued.

PLOT	WEIGHT	DATE	SITE	SEASON
A1	2.64	22/04/2012	Grasslands	Autumn
A2	0	22/04/2012	Grasslands	Autumn
A3	3.91	22/04/2012	Grasslands	Autumn
A4	6.78	22/04/2012	Grasslands	Autumn
A5	12.14	22/04/2012	Grasslands	Autumn
A6	21.38	22/04/2012	Grasslands	Autumn
B1	3.88	22/04/2012	Grasslands	Autumn
B2	7.4	22/04/2012	Grasslands	Autumn
B3	3.04	22/04/2012	Grasslands	Autumn
B4	16.58	22/04/2012	Grasslands	Autumn
B5	0	22/04/2012	Grasslands	Autumn
B6	0	22/04/2012	Grasslands	Autumn
C1	16.48	22/04/2012	Grasslands	Autumn
C2	6.83	22/04/2012	Grasslands	Autumn
C3	3.4	22/04/2012	Grasslands	Autumn
C4	0	22/04/2012	Grasslands	Autumn
C5	0	22/04/2012	Grasslands	Autumn
C6	0	22/04/2012	Grasslands	Autumn
D1	0	22/04/2012	Grasslands	Autumn
D2	3.13	22/04/2012	Grasslands	Autumn
D3	0	22/04/2012	Grasslands	Autumn
D4	0	22/04/2012	Grasslands	Autumn
D5	0	22/04/2012	Grasslands	Autumn
D6	0	22/04/2012	Grasslands	Autumn
A1	1.6	22/04/2012	Junction 10	Autumn
A2	0	22/04/2012	Junction 10	Autumn
A3	6.14	22/04/2012	Junction 10	Autumn

Table A3: Continued.

PLOT	WEIGHT	DATE	SITE	SEASON
A4	1.23	22/04/2012	Junction 10	Autumn
A5	1.99	22/04/2012	Junction 10	Autumn
A6	0.24	22/04/2012	Junction 10	Autumn
B1	0.22	22/04/2012	Junction 10	Autumn
B2	0.6	22/04/2012	Junction 10	Autumn
B3	3.5	22/04/2012	Junction 10	Autumn
B4	1.18	22/04/2012	Junction 10	Autumn
B5	0.17	22/04/2012	Junction 10	Autumn
B6	5.23	22/04/2012	Junction 10	Autumn
C1	12.78	22/04/2012	Junction 10	Autumn
C2	0.63	22/04/2012	Junction 10	Autumn
C3	3.39	22/04/2012	Junction 10	Autumn
C4	2.99	22/04/2012	Junction 10	Autumn
C5	0	22/04/2012	Junction 10	Autumn
C6	6.65	22/04/2012	Junction 10	Autumn
D1	0	22/04/2012	Junction 10	Autumn
D2	0.89	22/04/2012	Junction 10	Autumn
D3	0	22/04/2012	Junction 10	Autumn
D4	0	22/04/2012	Junction 10	Autumn
D5	0	22/04/2012	Junction 10	Autumn
D6	6.51	22/04/2012	Junction 10	Autumn
A1	0.53	03/05/2012	Kelarny	Autumn
A2	0	03/05/2012	Kelarny	Autumn
A3	5.75	03/05/2012	Kelarny	Autumn
A4	6.14	03/05/2012	Kelarny	Autumn
A5	12.78	03/05/2012	Kelarny	Autumn
A6	17.38	03/05/2012	Kelarny	Autumn

Table A3: Continued.

PLOT	WEIGHT	DATE	SITE	SEASON
B1	6.51	03/05/2012	Kelarny	Autumn
B2	6.65	03/05/2012	Kelarny	Autumn
B3	2.99	03/05/2012	Kelarny	Autumn
B4	34.83	03/05/2012	Kelarny	Autumn
B5	1.6	03/05/2012	Kelarny	Autumn
B6	0.89	03/05/2012	Kelarny	Autumn
C1	0.96	03/05/2012	Kelarny	Autumn
C2	1.23	03/05/2012	Kelarny	Autumn
C3	5.23	03/05/2012	Kelarny	Autumn
C4	0	03/05/2012	Kelarny	Autumn
C5	0	03/05/2012	Kelarny	Autumn
C6	4.12	03/05/2012	Kelarny	Autumn
D1	11.26	03/05/2012	Kelarny	Autumn
D2	0	03/05/2012	Kelarny	Autumn
D3	0	03/05/2012	Kelarny	Autumn
D4	5.12	03/05/2012	Kelarny	Autumn
D5	3.96	03/05/2012	Kelarny	Autumn
D6	0	03/05/2012	Kelarny	Autumn